

**BY ORDER OF THE
SECRETARY OF THE AIR FORCE**

**AIR FORCE INSTRUCTION 11-2C-17
VOLUME 3 ADDENDA A**



17 AUGUST 2010

Flying Operations

**C-17 CONFIGURATION AND MISSION
PLANNING**

COMPLIANCE WITH THIS PUBLICATION IS MANDATORY

ACCESSIBILITY: Publications and forms are available for downloading or ordering on the e-Publishing website at www.e-publishing.af.mil.

RELEASABILITY: There are no releasability restrictions on this publication.

OPR: HQ AMC/A3VX
Supersedes: AFI11-2C-17V3ADD-A,
1 January 2000

Certified by: AF/A3O-A
(Col Jeffrey R. McDaniels)
Pages: 45

This supporting instruction implements AFPD 11-2, *Aircraft Rules and Procedures*, supersedes equipment requirements listed in AFI 11-301, Vol 2, *Maintenance and Configuration Requirements for Mobility Air Forces (MAF) Aircrew and Aircraft-Installed Aircrew Life Support Equipment (ALSE)*, and is incomplete without AFI 11-2C-17 Volume 3, *C-17 Operations Procedures*. It establishes policy for the configuration of the C-17 aircraft to safely and successfully accomplish their worldwide mobility missions. Refer recommendations and questions about this publication to the Office of Primary Responsibility (OPR) using the AF Form 847, *Recommendation for Change of Publication*; route AF Form 847s from the field through Major Command (MAJCOM) publications/forms Managers. Ensure all records created as a result of processes prescribed in this publication are maintained in accordance with AFMAN 33-363, *Management of Records*, and disposed of in accordance with Air Force Records Disposition Schedule (RDS) located at <https://www.my.af.mil/afirms/afirms/afirms/rimc.cfm>. The use of the name or mark of any specific manufacturer, commercial product, commodity, or service in this publication does not imply endorsement by the Air Force. This instruction applies to Air Force Reserve Command (AFRC) units and Air National Guard (ANG) units. This instruction does not apply to the Civil Air Patrol.

SUMMARY OF CHANGES

This document has been substantially revised and must be completely reviewed. New configurations have been added to Chapter 3, *Floor Plans and Required Equipment Weight and Balance Data*. Chapter 5, *Aircrew Flight Equipment (AFE) Configuration Requirements*, has been added to identify minimum AFE required items.

Chapter 1—POLICY	4
1.1. General.	4
1.2. Responsibilities.	4
1.3. Standard Cargo Compartment Configuration Codes.	4
Table 1.1. Standard Cargo Compartment Configuration Letter Codes.	4
1.4. Deviations.	5
1.5. Weight and Balance.	5
1.6. Distribution.	5
1.7. Revisions.	5
Chapter 2—CONSOLIDATED EQUIPMENT TABLE	6
2.1. Scope.	6
Table 2.1. Aircraft Equipment.	6
Table 2.2. Standard Equipment.	7
Chapter 3—STANDARD EQUIPMENT WEIGHT AND BALANCE DATA AND FLOOR PLANS	9
3.1. Scope.	9
3.2. General.	9
3.3. Standard Equipment.	9
3.4. Legend of Configurations.	10
3.5. Troop Life Preserver.	11
3.6. Passenger/Troop Drinking Water.	11
3.7. Parachute Requirements.	11
Table 3.1. Standard Equipment (See Notes).	11
Figure 3.1. AE-1 Configuration.	12
Figure 3.2. AE-2 Configuration.	13
Figure 3.3. AE-3 Configuration.	15
Figure 3.4. AEC-1 Configuration.	16
Figure 3.5. C-1 Configuration.	18
Figure 3.6. C-2 Configuration.	19
Figure 3.7. C-3 Configuration.	20
Figure 3.8. P-1 Configuration.	21
Figure 3.9. SP-X Configuration.	22

Table 3.2.	Seat Pallet/Pallet Availability (See Notes).	24
Figure 3.10.	CP-X Configuration.	24
Table 3.3.	Pallet/Seat Availability (See Notes).	26
Figure 3.11.	ADP-1 Configuration.	26
Figure 3.12.	ADP-2 Configuration.	27
Figure 3.13.	ADP-3 Configuration.	29
Figure 3.14.	ADC-1 Configuration.	30
Figure 3.15.	ADC-2 Configuration.	31
Figure 3.16.	CDS-1 Configuration.	32
Figure 3.17.	DV-1 Configuration.	34
Figure 3.18.	SD-1 Configuration.	35
Figure 3.19.	SLC-1 Configuration.	36
Chapter 4—REFERENCE DATA		39
4.1.	Scope.	39
4.2.	Airdrop.	39
4.3.	Personnel limitations.	39
4.4.	Miscellaneous Data.	39
Table 4.1.	Standard Weights.	39
Table 4.2.	Crew Weights.	40
Table 4.3.	Personnel Limitations (See Notes).	40
Chapter 5—AIRCREW FLIGHT EQUIPMENT CONFIGURATION REQUIREMENTS		42
5.1.	Aircraft-Installed AFE Procedures.	42
5.2.	Aircraft Configuration.	42
Table 5.1.	Aircrew Flight Equipment Life Sustaining Items (See Notes).	42
5.3.	Adopted Forms.	43
Attachment 1—GLOSSARY OF REFERENCES AND SUPPORTING INFORMATION		44

Chapter 1

POLICY

1.1. General. This instruction establishes basic cargo compartment configurations, standard equipment, and location of such equipment aboard the C-17A aircraft. Personnel using this instruction should be aware of the infinite number of available variations. The cargo compartment limitations listed here are the most typical for day-to-day operations. For operational planning purposes, each configuration is annotated with minimum time and number of personnel to configure the aircraft. The times quoted are approximate and are configuration times only; times do not include time needed to de-configure. For example, to de-configure from a P-1 configuration (full side seats and center seats) and configure for C-2 (clean floor) requires significantly more than 20 minutes, which is the time allocated to configure a C-2 configuration. All C-17A aircraft are normally configured with standard quantities of life support equipment in accordance with this instruction. TO 1C-17A-5-2, *Loading Data, USAF Series, C-17A Aircraft*, Job guide TO 1C-17A-2-10JG-70-1, *Ground Handling Mission Reconfiguration – Cargo Compartment*, and this instruction will be used by maintenance personnel to configure the aircraft.

1.2. Responsibilities. Mobility units performing services on the C-17 aircraft, e.g. aircraft maintenance unit, terminal services, support equipment branch, and Aircrew Flight Equipment are responsible for configurations and inventory of the aircraft with the equipment listed in this instruction, TO 1C-17A-5-2, Job guide TO 1C-17A-2-10JG-70-1, or as outlined in the mission directives. This includes the installation/removal/stowage of the equipment IAW the configurations and equipment tables outlined here. Personnel engaged in planning operations must consider the most appropriate configurations to satisfy mission requirements and minimize variations.

1.3. Standard Cargo Compartment Configuration Codes. Use the standard configuration letter codes in [Table 1.1](#) when referring to C-17A cargo compartment configurations. Follow the letter code by the number which identifies the configuration capability tables outlined here. Indicate each configuration code in the mission directive.

Table 1.1. Standard Cargo Compartment Configuration Letter Codes.

AE	Aeromedical Evacuation
AEC	Aeromedical Evacuation and Cargo
C	Cargo
CP	Cargo and Passengers
P	Passengers
SP	Seat Pallet (Cargo and Passengers)
ADP	Airdrop Personnel
ADC	Airdrop Cargo
CDS	Container Delivery System
DV	VIP Support Flights
SD	Static Display
SLC	Senior Leader In-transit Conference Capsule

1.4. Deviations. The configurations established by this instruction may require deviations for a specific mission. Each deviation will be carefully evaluated prior to mission operation to ensure flight safety and compatibility with aircraft equipment. Each mission directive will identify the cargo compartment configuration by code and the deviation, if necessary, to satisfy the mission requirement. For example, an aeromedical evacuation mission may require more litters than available in configuration AE-1. Consult the appropriate configuration charts to determine at what location the desired additional litters can be installed. Indicate in the mission directive by position the litter tier provisions to be installed, i.e., configuration AE-1, install litter tier provisions J and L. In any case of deviation, consideration must be given to corresponding changes in required equipment, including weight and balance revisions. Aircraft supporting JCS OPORD-007 will be configured In Accordance With (IAW) OPORD-007. Any deviations to OPORD-007 aircraft will be coordinated through HQ AMC/XOOS.

1.5. Weight and Balance. Configurations, equipment, and necessary supply changes to conduct airlift missions affect the weight and balance of the aircraft. To standardize equipment and the location of the equipment, include items shown in **Table 2.1** in the basic weight of the aircraft. Add equipment listed in **Table 2.2** as necessary, and enter in references 5, 6, or 7 of DD Form 365-4, *Weight and Balance Clearance Form F*. For simplicity, the loadmaster will enter the weight and moment data contained in the required equipment table for the applicable configuration. Adjustments will be made when the actual on board weight of these items (due to deviations) vary from the data shown. When aircraft equipment is moved from its stowage location, aircraft moment changes are not required on the DD Form 365-4. Electronic computer data sheets may be used in lieu of the DD Form 365-4 provided these sheets contain essentially the same data listed on DD Form 365-4.

1.6. Distribution. See AFI 11-2C-17V3, *C-17 Operations Procedures*, and the following: Maintain at least one copy of this instruction in each C-17A squadron operations section (FCIF library). The following agencies should have direct access (latest electronic version) or paper copy: Staff Operations, Aircrew Stan/Eval, Command Posts/Operations centers, Air Terminal Operations Centers, Squadron/Port Operations officers, Air Freight Management, Fleet Service, Aircraft Maintenance units, alternate mission equipment sections, Quality Assurance, and Aircrew Flight Equipment sections. One paper copy will be maintained in each supplemental weight and balance handbook aboard each aircraft.

1.7. Revisions. See AFI 11-2C-17V3, Chapter 1, for AF Form 847, *Recommendation for Change of Publication*, and instructions.

Chapter 2

CONSOLIDATED EQUIPMENT TABLE

2.1. Scope. Aircraft basic weight includes equipment listed in [Table 2.1](#). Items listed in [Table 2.2](#) are added as necessary to attain a specific configuration and/or comply with mission directives.

Table 2.1. Aircraft Equipment.

Item	Equipment	Quantity	Location
1	ADS rail bridge	1	FS 1035 left side
2	Aeromed station	3 kits	FS 554 left and right 620 right side
3	Aircraft ground wires	2	FS 758 outside right wheel pod
4	CDS Buffer Stop Assembly (BSA)	1	FS 1421 left and right
5	CDS cargo sling assembly	2	Cargo Door
6	CDS gate release cable	6	(4) FS 1395 thru 1446 left/(2) cargo door
7	CDS wishbone assembly	2	Cargo Door
8	Centerline Seat Kit	8 sets	FS 1540 thru 1630
9	Chain/MB-1 CGU-4/E 10,000 lbs	46	FS450 thru 1231 left and right
10	Chain/MB-2 CGU-3/E 25,000 lbs	46	FS 450 thru 1231 left and right
11	Comm ext cord set 50 & 100 ft	2	Loadmaster drawer
12	Crash axes	2	FS 260 right 530 right side
13	Core TR torque limiter	1	FS 1588 cargo door
14	Device MB-1/CGU4/E 10,000 lbs	46	FS 413 thru 1184 left and right
15	Device MB-2/CGU3/E 25,000 lbs	46	FS 438 thru 833 left and right
16	Elev/Retrac ADS rail tool	2	Loadmaster drawer
17	Engine Anti-Rotate wedges	4	FS 1588 cargo door
18	Engine core exhaust cover	4	FS 1588 cargo door
19	Engine fan brake	1	FS 1588 cargo door
20	Engine fan exhaust cover	4	FS 1588 cargo door
21	Engine inlet covers	4	Cargo Door
22	Enhanced center vertical restraint kit	1	FS 738 Rt Fwd Gear Pod
23	Extinguishers, fire	9	FS 227 thru 1060 left and right
24	Fan TR duct hand pump	1	FS 1588 cargo door
25	Fan TR torque limiter	1	FS 1588 cargo door
26	Fan TR valve lockout pin	4	FS 1588 cargo door
27	First aid kits	6	FS 260 thru 760 left and right
28	Foam mattresses	2	Crew rest area
29	Gate release mechanism assy	6	(4) FS 1476 left and right / (2) cargo door

30	HUD dust cover	2	FS 175 left and right
31	Misc. rel pins	2	Loadmaster drawer
32	Maint. hatch warning streamers	2	FS 320 under deck
33	Maintenance ladder	1	FS 620 left side
34	Maintenance safety lanyard	1	Loadmaster drawer/Cargo Door
35	Landing gear pins	6	FS 380 right side
36	Oxygen bottles, walk-around	10	FS 200 thru 945 left and right side
37	Oxygen masks, Smoke goggles	15	IAW TO 1C-17A-1
38	Paratroop anchor cable	4	FS 1265 left and right side
39	Paratroop retrieval system	2	FS 1200 left FS 1175 right
40	Pitot cover install tool	1	Loadmaster drawer
41	Pitot tube cover	4	Loadmaster drawer
42	Rel Pins, maintenance lanyard	2	Loadmaster drawer
43	Ramp ADS link plug	2	FS 1370 left and right side
44	Ramp edge cover	1	FS 1442 cargo door
45	Ramp latch drive wrench	1	FS 1205 left side behind panel
46	Ramp Toe Guide Rails	2	FS 1731
47	Ramp Toe Roller Conveyors	16	FS 1540 Cargo Door
48	Remote winch control	1	FS 240 left side
49	Restraint harness PCU-17/P	2	Loadmaster drawer
50	Retriever yoke assembly	2	FS 1190 right and 1240 left side
51	Snatch block assembly	4	FS 375 right side
52	Tiedown ring receptacle cover	4	Loadmaster drawer
53	Tiedown strap 5,000 lbs	50	FS 400 thru 1203 left and right
54	Tow plate mechanism cover	1	FS 1185 center line
55	TR core bolts and fan nut set	1	FS 1588 cargo door
56	Vent extension tube adapter	5	Adjacent to each vent
57	Van Zelm devices	12	FS 1433 left and right side
58	Water fill hoses/funnel assembly	1	FS 210 right side
59	Wheel chocks	4	FS 738 right wheel pod (DP> Survival Locker)

Table 2.2. Standard Equipment.

Item	Equipment	Quantity (Ea)	Location
1	Aircraft Armor	1	FS 217
2	Aircrew Body Armor	5	FS 280
3	Crew comfort items:		
	Blankets/Pillows	6	FS 280 Crew rest area
	Water container, (5 gal)	1-3	FS 360 left side
	Std 2 gal liquid containers	1-2	Crew galley FS 270 right side
	Hot cup	1	Crew galley FS 270 right side

4	Emergency Passenger oxygen System (EPOS)	102	Distributed one each in sidewall seat, remainder stored in survival locker/cargo door when not in use. The additional 86 will be delivered with the seat pallets.
5	Flares/Flare Cans	6	FS 400/Cargo Door
6	Flare Hazard Placards	4	FS 400
7	LPU-6/P (infant cot)	7	Survival Equipment Locker. LPU-6/P infant survival cots will accommodate infants up to 18 months/30 pounds.
8	Life preservers crew LPU-10/P	5	Distributed as required for mission. The A/C life preserver is not adaptable with the personnel parachute, body armor, and/or survival vest.
9	Life preservers Adult/Child (A/C)	110	Distributed one each in sidewall seat, remainder stored in survival locker/cargo door when not in use. The additional 78 will be delivered with the seat pallets. LPU-10/P may be used as an authorized substitute for the A/C life preservers for the flight crew on passenger/cargo missions.
10	ML-4 Survival Kit	5	Survival Equipment locker.
11	Pax blankets/pillows	As required	Distributed
12	Passenger demo kit	1	FS 400
13	Passenger information card	1 Set (102)	Distributed
14	Passenger service kit	1	FS 280
15	Parachutes and hangers	5	Survival Equipment locker.
16	Protective Breathing Equipment (PBE)	6	2 at crew rest area, 1 at Fwd. LM station, 1 at FS 395left, 2 at FS 960 (1 left/1 right)
17	Protective clothing kit	1	Survival Equipment locker.
18	Radios, emergency PRC-90	2	Survival Equipment locker. AFI 11-299, <i>Nuclear Airlift Operations</i> , missions.
19	Suit, Anti-Exposure, CWU-16/P	5	Survival Equipment locker. Will not be positioned on the aircraft unless planned flights above 78 degrees north or below 60 degrees south.
20	Survival Vest	5	Survival Equipment locker.

Chapter 3

STANDARD EQUIPMENT WEIGHT AND BALANCE DATA AND FLOOR PLANS

3.1. Scope. This chapter contains basic cargo compartment configurations in tabular and floor plan format, including weight, location, and moment data for associated standard equipment.

3.2. General. Although deviations to the basic configurations are authorized to meet special requirements, consider the following factors when planning such changes:

3.2.1. Drawings in this chapter are not to scale with respect to actual aircraft and equipment location.

3.2.2. When the ATGL is installed for use it will be positioned in pallet position one of the Aerial Delivery System (ADS) rail system. ATGLs may be transported as cargo (not for use) in either rail system. ATGLs loaded on the aircraft ramp will be drained of all fluid.

3.2.3. When an ATGL is on board, eight palletized seat assemblies may be installed. In this configuration, the pallet immediately aft of the ATGL shall have the first row of seats removed from the pallet assembly. When an ATGL is not on board, nine sets of palletized seats may be installed.

3.2.4. Equipment for ATGLs will be determined by local base operating policy. Each lavatory should contain at a minimum of one roll of toilet paper, 1 pack of paper towels, and soap.

3.2.5. When carrying more than 40 passengers in any configuration, maximum seating capacity must be reduced by one to accommodate the requirement for an additional C-17 qualified crewmember in the cargo compartment for takeoff and landing. This restriction does not apply to personnel airdrop missions with no planned airland mission legs.

3.2.6. When the load consists of palletized netted cargo or cargo that is secured with straps, a 30-inch space will be maintained between the cargo and the nearest forward occupied seat, litter, or nuclear cargo. Passengers will not be seated alongside pallets loaded in the Logistics rail system, regardless of pallet construction.

3.2.7. Palletized seats are not intended for prolonged over water flights. Oxygen requirements will be based on ETP (equal time point) for longest mission leg. Palletized seats will only be occupied when loaded facing forward in the aircraft. Palletized seats loaded as cargo (not occupied) may be loaded in any orientation in either the ADS rails or logistics rails.

3.2.8. EPOS is the primary source of oxygen for palletized seats. When EPOS is used as the primary source of oxygen for passengers do not plan flights above FL 350.

3.3. Standard Equipment. Equipment in [Table 3.1](#) will be used to complete the DD Form 365-4. Items will be placed on the aircraft as required to meet mission requirements. Items added to or subtracted from the basic configurations will be adjusted on the DD Form 365-4. Planning agencies will ensure specific items needed, above quantities in the basic configuration, are annotated on the mission directive. For example, three 5-gallon water containers are provided

for a P-1 configuration. If two additional 5-gallon water containers are required; annotate the mission description as; “P-1Mod: add two 5-gallon water containers.”

3.4. Legend of Configurations. See **Figures 3.1 – Figure 3.19** for details of each configuration.

3.4.1. AE-1 -- Provides for 9 litter spaces and 54 seats. A minimum of 10 seats is required for aeromedical evacuation crewmembers. Two HCU-6/E pallet positions are available in the cargo ramp ADS rails.

3.4.2. AE-2 -- Provides for an ATGL, 36 litter spaces, and 54 seats. A minimum of 10 seats are required for aeromedical evacuation crewmembers. Two HCU-6/E pallet positions on the cargo ramp are available in the ADS rails.

3.4.3. AE-3 -- Provides for 9 litter spaces and 90 seats. A minimum of 10 seats are required for aeromedical evacuation crewmembers. Two HCU-6/E pallet positions on the cargo ramp are available in the ADS rails.

3.4.4. AEC-1 – Provides for an ATGL, 6 litter spaces and 49 seats. A minimum of 10 seats are required for aeromedical evacuation crewmembers. Eight HCU-6/E pallet positions are available in the ADS rails. Pallets will not be loaded forward of pallet position four of the ADS rail system.

3.4.5. C-1 -- Provides for 11 HCU-6/E pallets in the ADS rail system and 54 seats.

3.4.6. C-2 -- Provides for a clear cargo floor for loading of general cargo and/or rolling stock loads and 54 seats.

3.4.7. C-3 -- Provides for 18 HCU-6/E pallets in the logistic rail system. No seats are available in this configuration.

3.4.8. P-1 -- Provides for an ATGL, 102 seats and 4 HCU-6/E pallets on the cargo ramp.

3.4.9. SP-X -- Provides up to 189 seats on 9 pallets and 4 HCU-6/E pallets on the cargo ramp. See **Table 3.2**

3.4.10. CP-X -- Provides for a mixed configuration of seats and ADS system/ Logistics system HCU-6 pallets. Number of seats and HCU-6/E pallets varies by configuration. See **Table 3.3**

3.4.11. ADP-1 -- Provides for 54 seats for paratroopers, a clear cargo floor for loading 9 HCU-6/E pallets or rolling stock loads, and 4 HCU-6/E pallet positions on the cargo ramp.

3.4.12. ADP-2 -- Provides for 102 seats for paratroopers and 4 HCU-6/E pallet positions on the cargo ramp.

3.4.13. ADP-3 -- Provides for an ATGL, 102 seats for paratroopers, and 4 HCU-6/E pallet positions on the cargo ramp.

3.4.14. ADC-1 -- Provides for airdrop of up to 64 feet of airdrop of platform loads and 54 seats for paratroopers.

3.4.15. ADC-2 -- Provides for airdrop of up to (8) 18 foot dual row airdrop platforms, (12) 8 foot dual row platforms, or 12 HCU-6/E pallets in the logistics rails.

3.4.16. CDS-1 - Provides for airdrop of up to 40 A-22 containers in a double stick or up to 20 A-22 containers in a single stick, and 54 seats for paratroopers.

3.4.17. DV-1 -- Provides for an ATGL, 129 seats and 4 HCU-6/E pallets on the cargo ramp.

3.4.18. SD-1 -- Used for static display.

3.4.19. SLC-1 -- Used for the Senior Leader In-transit Conference Capsule, communications module (Viper, Steel Eagle, etc.), and the Senior Leader In-transit Pallet.

3.5. Troop Life Preserver. In the event of a planned airdrop of personnel near or over large bodies of water, the unit being airdropped will furnish required life preservers. However, the life preservers (A/C), as indicated in the applicable configurations, will be provided as required to fulfill the emergency ditching operations requirements.

3.6. Passenger/Troop Drinking Water. Each basic configuration provides for an adequate amount of drinking water. For example, on cargo configurations, three 5-gallon water containers are provided. An ATGL, containing sufficient drinking water, may be provided for all passenger configurations. Additional water containers may be added, as required.

3.7. Parachute Requirements. Parachutes will be positioned in the survival locker. Crewmembers will not wear or pre-position parachutes when passengers are carried.

3.7.1. Airdrop training missions require one parachute for each loadmaster.

3.7.2. Combat/contingency airdrop missions and hazardous acceptance/functional check flights require one parachute for each crewmember. Crewmembers will wear, or fit and have readily available, a parachute for bailout.

3.7.3. When the number of crewmembers exceeds the number of parachutes on the aircraft the aircraft commander or designated representative will coordinate with Aircrew Flight Equipment to acquire additional parachutes.

Table 3.1. Standard Equipment (See Notes).

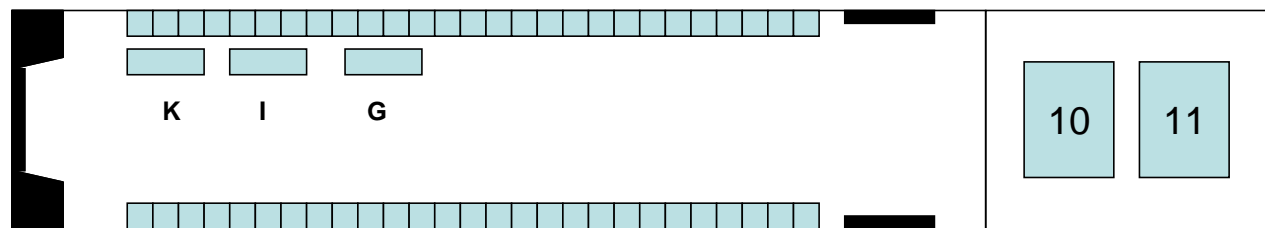
	Weight One Each	FS Station	Moment One Each
Reference 5 Stewards Equipment			
Water Container (5 Gallon)*	40	358	1.43
Std 2 gal liquid containers*	25	260	0.65
Hot Cup	3	260	0.08
Passenger Service Kit	10	280	0.28
Blanket Large	3.5	280	0.10
Pillow Large w/Case	2	280	0.06
Blanket Small*	1	Variable	Variable
Pillow Small w/Case*	0.5	Variable	Variable
Expendable Supplies	10	260	0.26
Passenger Demo Kit	3	380	0.11
Pax info cards (102)	3	280	0.08
ATGL (Serviced)*	3620	401	145.2
Reference 6 Emergency Equipment			

LPU-6P Infant Cot*	4	280	0.11
A/C Life Preservers *	1.5	Variable	Variable
Protective clothing kit	36	280	1.01
Parachutes *	28	280	0.78
ML4-Kit (Single Person Life Raft) *	20	280	0.56
LPU-10P *	4	280	0.11
EPOS*	2	Variable	Variable
PBE	5	280	0.14
Survival Vest*	11.5	280	0.32
Aircrew Body Armor*	8.5	280	0.24
Reference 7 Extra Equipment			
60 Hz Backup Converter*	43	252	1.08
Additional Aeromedical Stations*	66	Variable	Variable
Seat Pallets DV (5 Seats/Pallet)*	591	Variable	Variable
Seat Pallets DV (10 Seats/pallet)*	767	Variable	Variable
Seat Pallets Mass (15 Seats/pallet)*	943	Variable	Variable
Flares/Flare Cans[Note 1]	255	744	19.0
Flare Hazard Placards[Note 1]	20	400	0.8
Aircraft Armor [Note 1]	1125	217	24.41
NOTES			
* Quantity may vary based on mission requirements			
1. Required for contingency missions or when required by the Threat Working Group			

Figure 3.1. AE-1 Configuration.

	Quantity	Weight	Station	Moment
Reference 5, DD Form 365-4 (Steward's Equipment)				
Water container (5 Gallon)	3	120	358	4.3
Std 2 gal liquid containers	1	25	260	.7
Hot cup	1	3	260	.1
Kit, passenger service	1	10	280	.3
Blankets, large	6	21	280	.6
Pillows, large w/case	6	12	280	.3
Blankets, small	54	54	dist (744)	4.0
Pillows, small w/case	54	27	dist (744)	2.0
Expendable supplies		10	260	.3
	TOTAL	282		12.6
Reference 6, DD Form 365-4 (Emergency Equipment)				
LPU-6/P life preservers (infant cot)	7	28	280	.8
A/C life preservers	110	165	dist (744)	12.3
Protective Clothing Kit (PCK)	1	36	280	1.0
Emergency Passenger Oxygen System (EPOS)	102	204	dist (744)	15.2
Protective Breathing Equipment (PBE)	6	30	dist (744)	2.2

Parachute	5	140	280	3.9
ML4-Kit (Single Person Life Raft)	5	100	280	2.8
Aircrew Body Armor	5	43	280	1.2
Survival Vest	5	58	280	1.6
	TOTAL	804		41.0
Reference 7, DD Form 365-4 (Extra Equipment)				
Publications Box	1	15	300	0.5
Aircraft Armor	1	1125	217	24.4
Flares/Flare Cans	6	255	dist (744)	19.0
Flare Hazard Placards	4	20	400	0.8
	TOTAL	1415		44.7



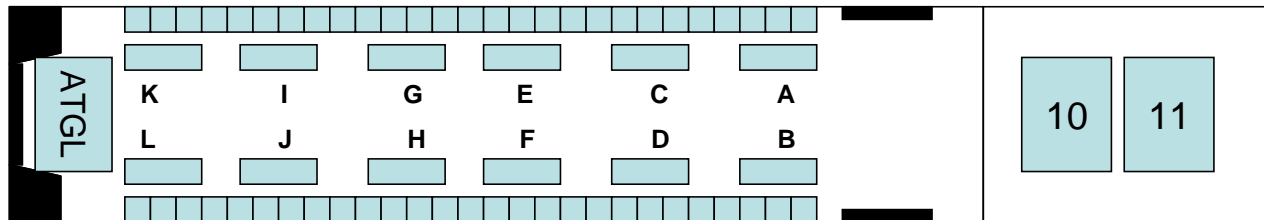
NOTES:

1. This AE configuration provides 9 litter spaces and a total of 54 seats. Litter stations will be placed at X=+/- 62. The number of seats offered for ambulatory patients is based on the number of aeromedical evacuation crew members (AECM) and Critical Care Air Transport Team (CCATT) members. The final litter configuration and AECM/CCATT seating will be determined by the Medical Crew Director (MCD).
2. Seats are numbered (front to rear) for identification and are referred to as seat one left or seat one right, etc. Litter tiers are identified alphabetically starting right to left from the rear to front.
3. ADS rails, logistic rails, and roller conveyors stowed. Baggage pallets will be loaded in the cargo ramp ADS rails.
4. For cargo loading, inboard ramp toes installed in low position with rollers and guide rails installed. For passenger/patient loading, outboard ramp toes installed in the high position with rollers removed and stowed. Outboard ramp toes stowed on the cargo door for taxi/flight.
5. The 60 Hz backup converter may be installed.
6. Additional aircraft equipment may be obtained from other aircraft. Coordinate equipment movements between aircraft with controlling agency (TACC, AMD, etc.) Annotate changes in the gaining and losing aircraft's AFTO Forms 781-A, *Maintenance Discrepancy and Work Document*.
7. Time to configure with two people is 25 minutes.

Figure 3.2. AE-2 Configuration.

	Quantity	Weight	Station	Moment
Reference 5, DD Form 365-4 (Steward's Equipment)				
Water container (5 Gallon)	3	120	358	4.3

Std 2 gal liquid containers	1	25	260	.7
Hot cup	1	3	260	.1
Kit, passenger service	1	10	280	.3
Blankets, large	6	21	280	.6
Pillows, large w/case	6	12	280	.3
Blankets, small	54	54	dist (744)	4.0
Pillows, small w/case	54	27	dist (744)	2.0
Expendable supplies		10	260	.3
ATGL (Serviced)	1	3620	401	145.2
	TOTAL	3902		157.8
Reference 6, DD Form 365-4 (Emergency Equipment)				
LPU-6/P life preservers (infant cot)	7	28	280	.8
A/C life preservers	110	165	dist (744)	12.3
Protective Clothing Kit (PCK)	1	36	280	1.0
Emergency Passenger Oxygen System (EPOS)	102	204	dist (744)	15.2
Protective Breathing Equipment (PBE)	6	30	dist (744)	2.2
Parachute	5	140	280	3.9
ML4-Kit (Single Person Life Raft)	5	100	280	2.8
Aircrew Body Armor	5	43	280	1.2
Survival Vest	5	58	280	1.6
	TOTAL	804		41.0
Reference 7, DD Form 365-4 (Extra Equipment)				
Publications Box	1	15	300	0.5
Aircraft Armor	1	1125	217	24.4
Flares/Flare Cans	6	255	dist (744)	19.0
Flare Hazard Placards	4	20	400	0.8
	TOTAL	1415		44.7



NOTES:

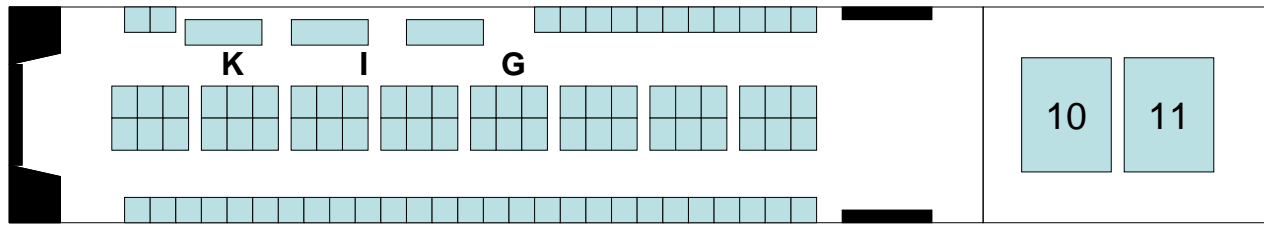
1. This AE configuration provides 36 litter spaces and a total of 54 seats. Litter stations will be placed at X=+/- 62. The number of seats offered for ambulatory patients is based on the number of AECM and CCATT members. The final litter configuration and AECM/CCATT seating will be determined by the MCD.
2. Aft litter stations for CCATT patients may be placed at X=+/-88 and centerline seats will be installed adjacent to CCATT stations.
3. Seats are numbered (front to rear) for identification and are referred to as seat one left or seat

- one right. Litter tiers are identified alphabetically starting right to left from the rear to front.
4. ADS rails, logistic rails and roller conveyors stowed except for the ATGL position. Baggage pallets will be loaded in the cargo ramp ADS rails.
 5. For cargo loading, inboard ramp toes installed in low position with rollers and guide rails installed. For patient/passenger loading, outboard ramp toes installed in the high position with rollers removed and stowed. Outboard ramp toes stowed on the cargo door for taxi/flight.
 6. The 60 Hz backup converter may be installed.
 7. Additional aircraft equipment may be obtained from other aircraft. Coordinate equipment movements between aircraft with controlling agency (TACC, AMD, etc.) Annotate changes in the gaining and losing aircraft's AFTO Forms 781-A.
 8. Time to configure with two people is one hour and 25 minutes.

Figure 3.3. AE-3 Configuration.

	Quantity	Weight	Station	Moment
Reference 5, DD Form 365-4 (Steward's Equipment)				
Water container (5 Gallon)	3	120	358	4.3
Std 2 gal liquid containers	1	25	260	.7
Hot cup	1	3	260	.1
Kit, passenger service	1	10	280	.3
Blankets, large	6	21	280	.6
Pillows, large w/case	6	12	280	.3
Blankets, small	54	54	dist (744)	4.0
Pillows, small w/case	54	27	dist (744)	2.0
Expendable supplies		10	260	.3
	TOTAL	282		12.6
Reference 6, DD Form 365-4 (Emergency Equipment)				
LPU-6/P life preservers (infant cot)	7	28	280	.8
A/C life preservers	110	165	dist (744)	12.3
Protective Clothing Kit (PCK)	1	36	280	1.0
Emergency Passenger Oxygen System (EPOS)	102	204	dist (744)	15.2
Protective Breathing Equipment (PBE)	6	30	dist (744)	2.2
Parachute	5	140	280	3.9
ML4-Kit (Single Person Life Raft)	5	100	280	2.8
Aircrew Body Armor	5	43	280	1.2
Survival Vest	5	58	280	1.6
	TOTAL	804		41.0
Reference 7, DD Form 365-4 (Extra Equipment)				
Publications Box	1	15	300	0.5
Aircraft Armor	1	1125	217	24.4
Flares/Flare Cans	6	255	dist (744)	19.0

Flare Hazard Placards	4	20	400	0.8
	TOTAL	1415		44.7



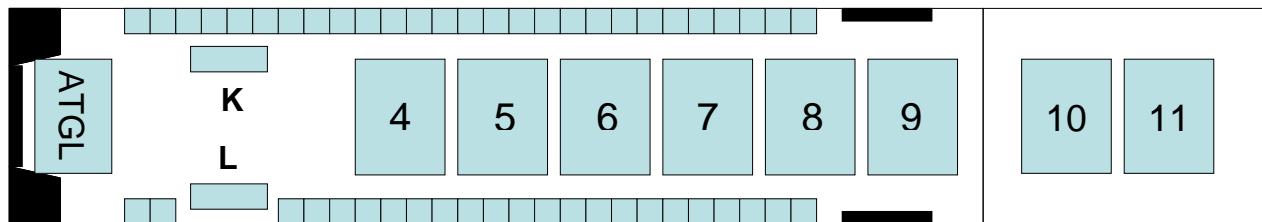
NOTES:

1. This AE configuration provides 9 litter spaces and a total of 90 seats. Litter stations will be placed at X=+/- 88. The number of seats offered for ambulatory patients is based on the number of AECM and CCATT members. The final litter configuration and AECM/CCATT seating will be determined by the MCD.
2. Seats are numbered (front to rear) for identification and are referred to as side seat one left/right or center seat one left/right. Centerline seats installed starting at FS 404 or FS 476. Litter tiers are identified alphabetically starting right to left from the rear to front.
3. ADS rails, logistic rails and roller conveyors stowed except for the ATGL position. Baggage pallets will be loaded in the cargo ramp ADS rails.
4. For cargo loading, inboard ramp toes installed in low position with rollers and guide rails installed. For patient/passenger loading, outboard ramp toes installed in the high position with rollers removed and stowed. Outboard ramp toes stowed on the cargo door for taxi/flight.
5. The 60 Hz backup converter may be installed.
6. Additional aircraft equipment may be obtained from other aircraft. Coordinate equipment movements between aircraft with controlling agency (TACC, AMD, etc.) Annotate changes in the gaining and losing aircraft's AFTO Forms 781-A.
7. Time to configure with two people is 1 hour and 30 minutes.

Figure 3.4. AEC-1 Configuration.

	Quantity	Weight	Station	Moment
Reference 5, DD Form 365-4 (Steward's Equipment)				
Water container (5 Gallon)	3	120	358	4.3
Std 2 gal liquid containers	1	25	260	.7
Hot cup	1	3	260	.1
Kit, passenger service	1	10	280	.3
Blankets, large	6	21	280	.6
Pillows, large w/case	6	12	280	.3
Blankets, small	54	54	dist (744)	4.0
Pillows, small w/case	54	27	dist (744)	2.0
Expendable supplies		10	260	.3
ATGL (Serviced)	1	3620	401	145.2
	TOTAL	3902		157.8

Reference 6, DD Form 365-4 (Emergency Equipment)				
LPU-6/P life preservers (infant cot)	7	28	280	.8
A/C life preservers	110	165	dist (744)	12.3
Protective Clothing Kit (PCK)	1	36	280	1.0
Emergency Passenger Oxygen System (EPOS)	102	204	dist (744)	15.2
Protective Breathing Equipment (PBE)	6	30	dist (744)	2.2
Parachute	5	140	280	3.9
ML4-Kit (Single Person Life Raft)	5	100	280	2.8
Aircrew Body Armor	5	43	280	1.2
Survival Vest	5	58	280	1.6
	TOTAL	804		41.0
Reference 7, DD Form 365-4 (Extra Equipment)				
Publications Box	1	15	300	0.5
Aircraft Armor	1	1125	217	24.4
Flares/Flare Cans	6	255	dist (744)	19.0
Flare Hazard Placards	4	20	400	0.8
	TOTAL	1415		44.7

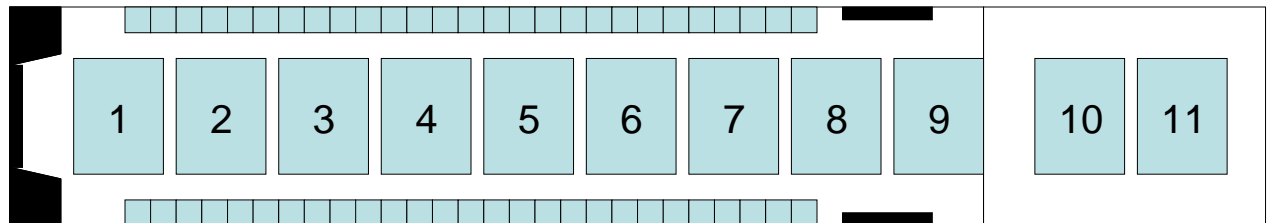


NOTES:

1. This AE configuration provides 6 litter spaces and a total of 49 seats. Litter station K will be placed at X=+/- 62 and litter station L will be placed at X=+/- 88. The number of seats offered for ambulatory patients is based on the number of AECM and CCATT members. The final litter configuration and AECM/CCATT seating will be determined by the MCD.
2. Seats are numbered (front to rear) for identification and are referred to as seat one left or seat one right. Litter tiers are identified alphabetically starting right to left from the rear to front.
3. ADS rails and roller conveyors raised. Baggage pallets will be loaded in the cargo ramp ADS rails.
4. For cargo loading, inboard ramp toes installed in low position with rollers and guide rails installed. For patient/passenger loading, outboard ramp toes installed in the high position with rollers removed and stowed. Outboard ramp toes stowed on the cargo door for taxi/flight.
5. Pallets will not be loaded forward of ADS pallet position 4.
6. The 60 Hz backup converter may be installed.
7. Additional aircraft equipment may be obtained from other aircraft. Coordinate equipment movements between aircraft with controlling agency (TACC, AMD, etc.) Annotate changes in the gaining and losing aircraft's AFTO Forms 781-A.
8. Time to configure with two people is 40 minutes.

Figure 3.5. C-1 Configuration.

	Quantity	Weight	Station	Moment
Reference 5, DD Form 365-4 (Steward's Equipment)				
Water container (5 Gallon)	3	120	358	4.3
Std 2 gal liquid containers	1	25	260	.7
Hot cup	1	3	260	.1
Kit, passenger service	1	10	280	.3
Blankets, large	6	21	280	.6
Pillows, large w/case	6	12	280	.3
Blankets, small	54	54	dist (744)	4.0
Pillows, small w/case	54	27	dist (744)	2.0
Expendable supplies		10	260	.3
	TOTAL	282		12.6
Reference 6, DD Form 365-4 (Emergency Equipment)				
LPU-6/P life preservers (infant cot)	7	28	280	.8
A/C life preservers	110	165	dist (744)	12.3
Protective Clothing Kit (PCK)	1	36	280	1.0
Emergency Passenger Oxygen System (EPOS)	102	204	dist (744)	15.2
Protective Breathing Equipment (PBE)	6	30	dist (744)	2.2
Parachute	5	140	280	3.9
ML4-Kit (Single Person Life Raft)	5	100	280	2.8
Aircrew Body Armor	5	43	280	1.2
Survival Vest	5	58	280	1.6
	TOTAL	804		41.0
Reference 7, DD Form 365-4 (Extra Equipment)				
Publications Box	1	15	300	0.5
Aircraft Armor	1	1125	217	24.4
Flares/Flare Cans	6	255	dist (744)	19.0
Flare Hazard Placards	4	20	400	0.8
	TOTAL	1415		44.7



NOTES:

1. 54 seats available, 53 offered. Large crew complements may further reduce the number of seats offered.

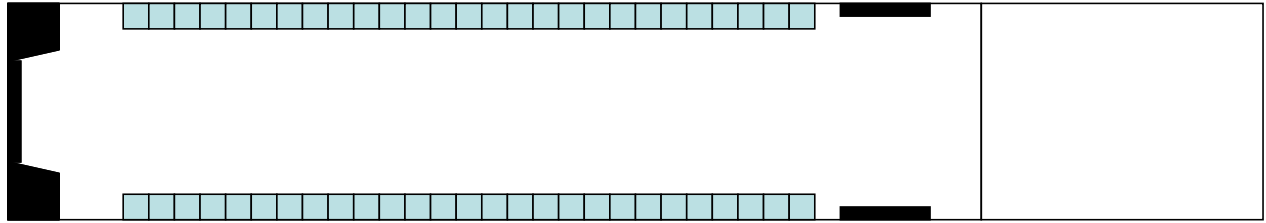
2. Maximum of 11 HCU-6/E pallet positions are available.
3. ADS rails and roller conveyors between the ADS rails raised. Logistic rails and roller conveyors are stowed.
4. Married pallets may be airlifted in the ADS rails; however, they must be constructed on the 108-inch bias.
5. Inboard ramp toes installed in the low position with rollers and guide rails installed. Outboard ramp toes may be stowed.
6. Time to configure with two people is 25 minutes.
7. ADS Pallet Centroids:

1	2	3	4	5	6	7	8	9	10	11
401	491	581	671	761	851	941	1031	1121	1226	1316

Figure 3.6. C-2 Configuration.

	Quantity	Weight	Station	Moment
Reference 5, DD Form 365-4 (Steward's Equipment)				
Water container (5 Gallon)	3	120	358	4.3
Std 2 gal liquid containers	1	25	260	.7
Hot cup	1	3	260	.1
Kit, passenger service	1	10	280	.3
Blankets, large	6	21	280	.6
Pillows, large w/case	6	12	280	.3
Blankets, small	54	54	dist (744)	4.0
Pillows, small w/case	54	27	dist (744)	2.0
Expendable supplies		10	260	.3
	TOTAL	282		12.6
Reference 6, DD Form 365-4 (Emergency Equipment)				
LPU-6/P life preservers (infant cot)	7	28	280	.8
A/C life preservers	110	165	dist (744)	12.3
Protective Clothing Kit (PCK)	1	36	280	1.0
Emergency Passenger Oxygen System (EPOS)	102	204	dist (744)	15.2
Protective Breathing Equipment (PBE)	6	30	dist (744)	2.2
Parachute	5	140	280	3.9
ML4-Kit (Single Person Life Raft)	5	100	280	2.8
Aircrew Body Armor	5	43	280	1.2
Survival Vest	5	58	280	1.6
	TOTAL	804		41.0
Reference 7, DD Form 365-4 (Extra Equipment)				
Publications Box	1	15	300	0.5
Aircraft Armor	1	1125	217	24.4

Flares/Flare Cans	6	255	dist (744)	19.0
Flare Hazard Placards	4	20	400	0.8
	TOTAL	1415		44.7



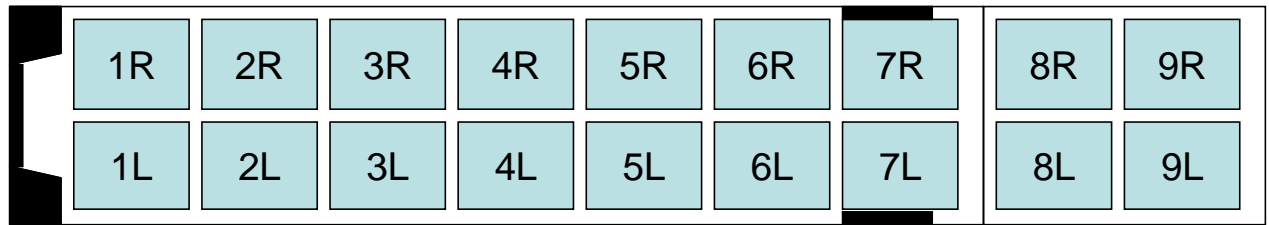
NOTES:

1. 54 seats available, 53 offered. Large crew complements may further reduce the number of seats offered.
2. If bulk cargo and/or vehicles are loaded on the main cargo floor, sidewall seats adjacent to cargo extending passed X= \pm 85 will not be used.
3. ADS rails, logistic rails and roller conveyors are stowed.
4. Ramp toes (4) installed in the high position with rollers and guide rails removed and stowed.
5. Time to configure with two people is 15 minutes.

Figure 3.7. C-3 Configuration.

	Quantity	Weight	Station	Moment
Reference 5, DD Form 365-4 (Steward's Equipment)				
Water container (5 Gallon)	3	120	358	4.3
Std 2 gal liquid containers	1	25	260	.7
Hot cup	1	3	260	.1
Kit, passenger service	1	10	280	.3
Blankets, large	6	21	280	.6
Pillows, large w/case	6	12	280	.3
Blankets, small	54	54	dist (744)	4.0
Pillows, small w/case	54	27	dist (744)	2.0
Expendable supplies		10	260	.3
	TOTAL	282		12.6
Reference 6, DD Form 365-4 (Emergency Equipment)				
LPU-6/P life preservers (infant cot)	7	28	280	.8
A/C life preservers	110	165	dist (744)	12.3
Protective Clothing Kit (PCK)	1	36	280	1.0
Emergency Passenger Oxygen System (EPOS)	102	204	dist (744)	15.2
Protective Breathing Equipment (PBE)	6	30	dist (744)	2.2
Parachute	5	140	280	3.9
ML4-Kit (Single Person Life Raft)	5	100	280	2.8
Aircrew Body Armor	5	43	280	1.2

Survival Vest	5	58	280	1.6
	TOTAL	804		41.0
Reference 7, DD Form 365-4 (Extra Equipment)				
Publications Box	1	15	300	0.5
Aircraft Armor	1	1125	217	24.4
Flares/Flare Cans	6	255	dist (744)	19.0
Flare Hazard Placards	4	20	400	0.8
	TOTAL	1415		44.7



NOTES:

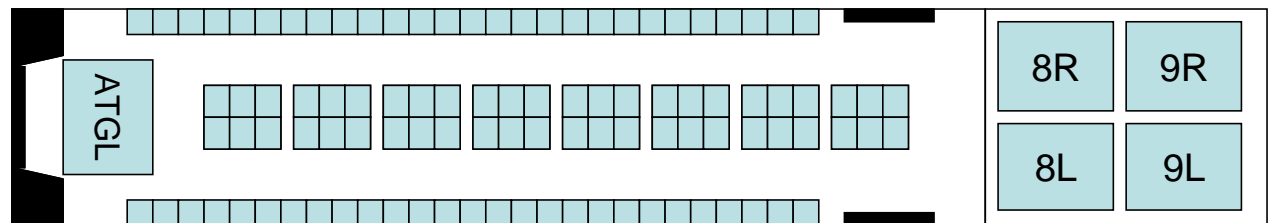
1. Maximum of 18 HCU-6/E pallet positions are available.
2. Logistic rails and roller conveyors raised. ADS rails stowed. Pallets will be rotated 90 degrees during the onload if not delivered in the 88-inch bias.
3. Married pallets may be airlifted in the logistic rails; however, they must be constructed on the 88-inch bias.
4. Ramp Toes (4) installed in the low position with rollers and guide rails installed.
5. Time to configure with two people is 20 minutes.
6. Logistic Pallet Centroids:

1	2	3	4	5	6	7	8	9
444	554	664	774	884	994	1104	1226	1316

Figure 3.8. P-1 Configuration.

	Quantity	Weight	Station	Moment
Reference 5, DD Form 365-4 (Steward's Equipment)				
Water container (5 Gallon)	3	120	358	4.3
Std 2 gal liquid containers	1	25	260	.7
Hot cup	1	3	260	.1
Kit, passenger service	1	10	280	.3
Blankets, large	6	21	280	.6
Pillows, large w/case	6	12	280	.3
Blankets, small	54	54	dist (744)	4.0
Pillows, small w/case	54	27	dist (744)	2.0
Expendable supplies		10	260	.3
ATGL	1	3620	401	142.5

	TOTAL	3902		155.1
Reference 6, DD Form 365-4 (Emergency Equipment)				
LPU-6/P life preservers (infant cot)	7	28	280	.8
A/C life preservers	110	165	dist (744)	12.3
Protective Clothing Kit (PCK)	1	36	280	1.0
Emergency Passenger Oxygen System (EPOS)	102	204	dist (744)	15.2
Protective Breathing Equipment (PBE)	6	30	dist (744)	2.2
Parachute	5	140	280	3.9
ML4-Kit (Single Person Life Raft)	5	100	280	2.8
Aircrew Body Armor	5	43	280	1.2
Survival Vest	5	58	280	1.6
	TOTAL	804		41.0
Reference 7, DD Form 365-4 (Extra Equipment)				
Publications Box	1	15	300	0.5
Aircraft Armor	1	1125	217	24.4
Flares/Flare Cans	6	255	dist (744)	19.0
Flare Hazard Placards	4	20	400	0.8
	TOTAL	1415		44.7



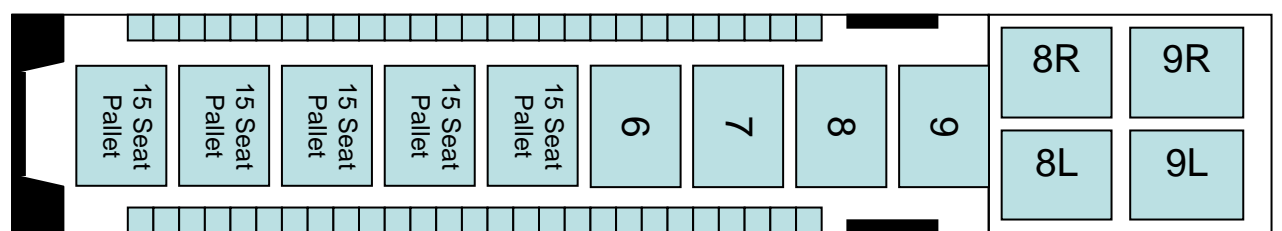
NOTES:

1. 102 seats available, 101 offered. Large crew complements may further reduce the number of seats offered.
2. Seats are numbered (front to rear) for identification and are referred to as side seat one left/right or center seat one left/right. Centerline seats installed starting at FS 476.
3. ADS rails, logistic rails, and roller conveyors stowed on the main cargo floor except for the ATGL position. Cargo ramp logistic rails and roller conveyors raised. A maximum of four HCU/6E pallets can be loaded on the cargo ramp.
4. Ramp Toes (4) installed in the low position with rollers and guide rails installed.
5. Time to configure with two people is 2 hours.

Figure 3.9. SP-X Configuration.

	Quantity	Weight	Station	Moment
Reference 5, DD Form 365-4 (Steward's Equipment)				
Water container (5 Gallon)	3	120	358	4.3

Std 2 gal liquid containers	1	25	260	.7
Hot cup	1	3	260	.1
Kit, passenger service	1	10	280	.3
Blankets, large	6	21	280	.6
Pillows, large w/case	6	12	280	.3
Blankets, small	54	54	dist (744)	4.0
Pillows, small w/case	54	27	dist (744)	2.0
Expendable supplies		10	260	.3
	TOTAL	282		12.6
Reference 6, DD Form 365-4 (Emergency Equipment)				
LPU-6/P life preservers (infant cot)	7	28	280	.8
A/C life preservers	110	165	dist (744)	12.3
Protective Clothing Kit (PCK)	1	36	280	1.0
Emergency Passenger Oxygen System (EPOS)	102	204	dist (744)	15.2
Protective Breathing Equipment (PBE)	6	30	dist (744)	2.2
Parachute	5	140	280	3.9
ML4-Kit (Single Person Life Raft)	5	100	280	2.8
Aircrew Body Armor	5	43	280	1.2
Survival Vest	5	58	280	1.6
	TOTAL	804		41.0
Reference 7, DD Form 365-4 (Extra Equipment)				
Publications Box	1	15	300	0.5
Aircraft Armor	1	1125	217	24.4
Flares/Flare Cans	6	255	dist (744)	19.0
Flare Hazard Placards	4	20	400	0.8
	TOTAL	1415		44.7



NOTES:

1. Seat availability is based on number and configuration of pallets and varies between 68 and 188. Pallet position availability varies between 4 and 12. See **Table 3.2.** for a complete list of SP configurations and restrictions. Large crew complements may further reduce the number of seats offered.
2. Sidewall seats are numbered (front to rear) for identification and are referred to as side seat one left/right. Palletized seats are numbered (front to rear by row and left to right by seat) for identification.
3. ADS rails and roller conveyors between the ADS rails raised on the main cargo floor. Cargo ramp logistic rails and roller conveyors raised. A maximum of four HCU/6E pallets can be

loaded on the cargo ramp.

4. Ramp Toes (4) installed in the low position with rollers and guide rails installed.
5. EPOS will be used as the primary source of supplemental oxygen for seat pallets. Equal Time Point (ETP) requirements will be considered.
6. Maximum personnel for prolonged over-water flights will be limited to 138 total (including crew) based on life raft capacity. Over water flights with more than 138 total (including crew) requires MAJCOM/A3 waiver.
7. Seat pallets can be configured in 5/10/15 seat configurations. See **Table 3.1.** for seat pallet weights.
8. Figure shows SP-5, representative of 128 seats and 8 pallets.
9. Time to configure with two people is 2 hours.

Table 3.2. Seat Pallet/Pallet Availability (See Notes).

Configuration Codes	Seat Pallets (See Note 1)	Passenger Seats Available (See Note 2)	Pallets Positions Available (See Note 3)
SP-1	1	68	12
SP-2	2	83	11
SP-3	3	98	10
SP-4	4	113	9
SP-5	5	128	8
SP-6	6	143	7
SP-7	7	158	6
SP-8	8	173	5
SP-9	9	188	4

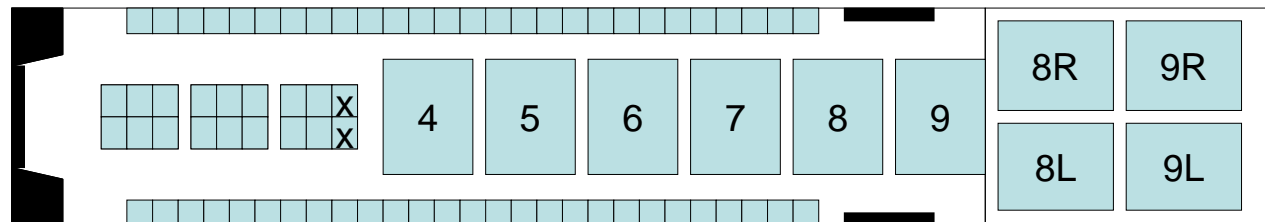
NOTES:

1. All seat pallets configured with 15 seats.
2. Aft most seats may not be available if cargo is carried. Maintain 30 inch spacing between netted palletized cargo and nearest occupied seat or install a forward barrier(s) IAW TO 1C-17A-9.
3. All pallet positions assume ADS pallet positions on the cargo floor and Logistic pallet positions on the cargo ramp.

Figure 3.10. CP-X Configuration.

	Quantity	Weight	Station	Moment
Reference 5, DD Form 365-4 (Steward's Equipment)				
Water container (5 Gallon)	3	120	358	4.3
Std 2 gal liquid containers	1	25	260	.7
Hot cup	1	3	260	.1
Kit, passenger service	1	10	280	.3
Blankets, large	6	21	280	.6
Pillows, large w/case	6	12	280	.3
Blankets, small	54	54	dist (744)	4.0

Pillows, small w/case	54	27	dist (744)	2.0
Expendable supplies		10	260	.3
	TOTAL	282		12.6
Reference 6, DD Form 365-4 (Emergency Equipment)				
LPU-6/P life preservers (infant cot)	7	28	280	.8
A/C life preservers	110	165	dist (744)	12.3
Protective Clothing Kit (PCK)	1	36	280	1.0
Emergency Passenger Oxygen System (EPOS)	102	204	dist (744)	15.2
Protective Breathing Equipment (PBE)	6	30	dist (744)	2.2
Parachute	5	140	280	3.9
ML4-Kit (Single Person Life Raft)	5	100	280	2.8
Aircrew Body Armor	5	43	280	1.2
Survival Vest	5	58	280	1.6
	TOTAL	804		41.0
Reference 7, DD Form 365-4 (Extra Equipment)				
Publications Box	1	15	300	0.5
Aircraft Armor	1	1125	217	24.4
Flares/Flare Cans	6	255	dist (744)	19.0
Flare Hazard Placards	4	20	400	0.8
	TOTAL	1415		44.7



NOTES:

1. Seat availability is based on number and configuration of pallets and varies between 4 and 100. Pallet position availability varies between 6 and 17. See **Table 3.3.** for a complete list of CP configurations and restrictions. Large crew complements may further reduce the number of seats offered.
2. Seats are numbered for identification (front to rear) and are referred to as side seat one left/right or center seat one left/ right.
3. ADS rails, logistic rails, and roller conveyors will vary based on configuration.
4. Ramp toes (4) installed in the low position with rollers and guide rails installed.
5. Figure shows CP-3, representative of 10 pallets and 70 seats.
6. Time to configure with two people varies between 1 hour and 2 hours based on the number of center line seats to be installed.

Table 3.3. Pallet/Seat Availability (See Notes).

Configuration Code	Pallets Available	Seats Available	Logistic Pallets Positions Used (Note 1)	ADS Pallet Positions Used	Centerline Seats Used (Note 2)	Sidewall Seats Used
CP-0	6	99	8 & 9	8 & 9	8	All
CP-1	8	83	8 & 9	6 thru 9	5	All
CP-2	9	77	8 & 9	5 thru 9	4	All
CP-3	10	69	8 & 9	4 thru 9	3	All
CP-4	11	59	8 & 9	3 thru 9	1	All
CP-5	13	53	8 & 9	1 thru 9		All
CP-6	14	41	6 thru 9	1 thru 6		1 thru 21
CP-7	15	32	5 thru 9	1 thru 5		1 thru 16
CP-8	16	24	4 thru 9	1 thru 4 (Note3)		1 thru 12
CP-9	17	4	2 thru 9	1		1 and 2

NOTES:

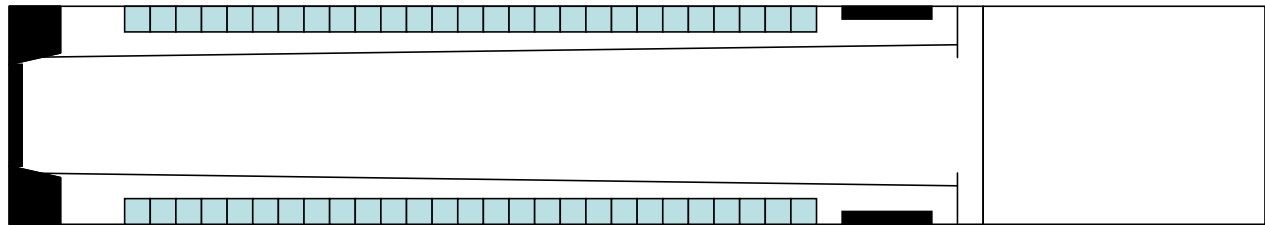
This table is for planning purposes only and reflects the maximum seats available for a specific number of pallets or the maximum number of pallets for a specific number of seats. Two additional seats may be obtained in some configurations with the use of a forward barrier IAW TO 1C-17A-9.

1. Passengers will not be seated alongside pallets in the logistics rails on the same side of the aircraft.
2. All centerline seats start at station 404.
3. ADS rail sections aft of station 665 will be lowered. Portion of the pallet in ADS 4 will be out of rails, additional restraint will be required for lateral left/right and vertical. Additional forward/aft restraint may be required based on pallet weight.

Figure 3.11. ADP-1 Configuration.

	Quantity	Weight	Station	Moment
Reference 5, DD Form 365-4 (Steward's Equipment)				
Water container (5 Gallon)	3	120	358	4.3
Std 2 gal liquid containers	1	25	260	.7
Hot cup	1	3	260	.1
Kit, passenger service	1	10	280	.3
Blankets, large	6	21	280	.6
Pillows, large w/case	6	12	280	.3
Blankets, small	54	54	dist (744)	4.0
Pillows, small w/case	54	27	dist (744)	2.0
Expendable supplies		10	260	.3
	TOTAL	282		12.6
Reference 6, DD Form 365-4 (Emergency				

Equipment)				
LPU-6/P life preservers (infant cot)	7	28	280	.8
A/C life preservers	110	165	dist (744)	12.3
Protective Clothing Kit (PCK)	1	36	280	1.0
Emergency Passenger Oxygen System (EPOS)	102	204	dist (744)	15.2
Protective Breathing Equipment (PBE)	6	30	dist (744)	2.2
Parachute	5	140	280	3.9
ML4-Kit (Single Person Life Raft)	5	100	280	2.8
Aircrew Body Armor	5	43	280	1.2
Survival Vest	5	58	280	1.6
	TOTAL	804		41.0
Reference 7, DD Form 365-4 (Extra Equipment)				
Publications Box	1	15	300	0.5
Aircraft Armor	1	1125	217	24.4
Flares/Flare Cans	6	255	dist (744)	19.0
Flare Hazard Placards	4	20	400	0.8
	TOTAL	1415		44.7



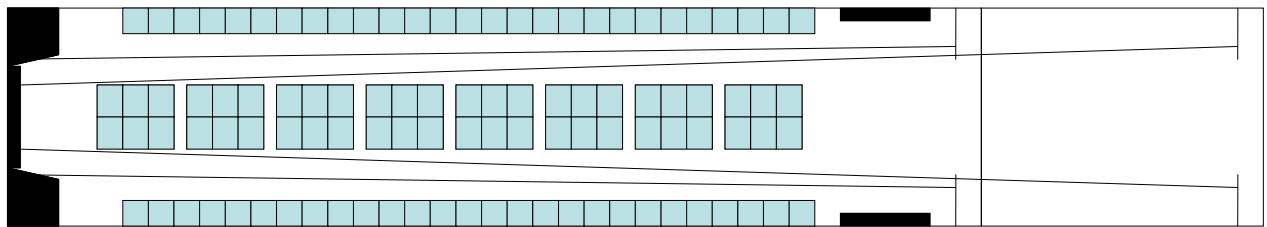
NOTES:

1. 54 troop seats available. Crew complement and mission profile governs number of seats offered. Large crew complements may further reduce the number of seats offered.
2. ADS rails, logistic rails and roller conveyors stowed. A maximum of four pallets may be loaded on the ramp.
3. If bulk cargo and/or vehicles are loaded on the main cargo floor, do not exceed a maximum width of 144 inches IAW AFI 11-2C-17V3.
4. When aft anchor cable supports are installed, maximum pallet heights in the logistics rail system will be limited as follows: 8L/R, 54"; 9L/R, 37".
5. Ramp toes (4) installed in the high position with rollers and guide rails removed for troop loading. Ramp toes installed in the low position with rollers and guide rails installed for pallet loading.
6. Install anchor cable supports and anchor cables IAW TO 1C-17A-1-4, and Job Guides.
7. Time to configure with two people is 25 minutes.

Figure 3.12. ADP-2 Configuration.

	Quantity	Weight	Station	Moment
Reference 5, DD Form 365-4 (Steward's				

Equipment)				
Water container (5 Gallon)	3	120	358	4.3
Std 2 gal liquid containers	1	25	260	.7
Hot cup	1	3	260	.1
Kit, passenger service	1	10	280	.3
Blankets, large	6	21	280	.6
Pillows, large w/case	6	12	280	.3
Blankets, small	54	54	dist (744)	4.0
Pillows, small w/case	54	27	dist (744)	2.0
Expendable supplies		10	260	.3
	TOTAL	282		12.6
Reference 6, DD Form 365-4 (Emergency Equipment)				
LPU-6/P life preservers (infant cot)	7	28	280	.8
A/C life preservers	110	165	dist (744)	12.3
Protective Clothing Kit (PCK)	1	36	280	1.0
Emergency Passenger Oxygen System (EPOS)	102	204	dist (744)	15.2
Protective Breathing Equipment (PBE)	6	30	dist (744)	2.2
Parachute	5	140	280	3.9
ML4-Kit (Single Person Life Raft)	5	100	280	2.8
Aircrew Body Armor	5	43	280	1.2
Survival Vest	5	58	280	1.6
	TOTAL	804		41.0
Reference 7, DD Form 365-4 (Extra Equipment)				
Publications Box	1	15	300	0.5
Aircraft Armor	1	1125	217	24.4
Flares/Flare Cans	6	255	dist (744)	19.0
Flare Hazard Placards	4	20	400	0.8
	TOTAL	1415		44.7



NOTES:

1. 102 troop seats available. Crew complement and mission profile governs number of seats offered. Large crew complements may further reduce the number of seats offered.
2. Center line seats start at FS 404.
3. ADS rails, logistic rails and roller conveyors stowed. A maximum of four HCU 6/E pallets can be loaded on the ramp.
4. When aft anchor cable supports are installed, maximum pallet heights in the logistics rail

system will be limited as follows: 8L/R, 54"; 9L/R, 37".

5. Ramp toes (4) installed in the high position with rollers and guide rails removed for troop loading. Ramp toes will be installed in the low position with rollers and guide rails installed for pallet loading.

6. Install anchor cable supports and anchor cables IAW TO 1C-17A-1-4, and Job Guides.

7. Time to configure with two people is 1 hour and 35 minutes.

Figure 3.13. ADP-3 Configuration.

	Quantity	Weight	Station	Moment
Reference 5, DD Form 365-4 (Steward's Equipment)				
Water container (5 Gallon)	3	120	358	4.3
Std 2 gal liquid containers	1	25	260	.7
Hot cup	1	3	260	.1
Kit, passenger service	1	10	280	.3
Blankets, large	6	21	280	.6
Pillows, large w/case	6	12	280	.3
Blankets, small	54	54	dist (744)	4.0
Pillows, small w/case	54	27	dist (744)	2.0
Expendable supplies		10	260	.3
ATGL	1	3620	401	142.5
	TOTAL	3902		155.1
Reference 6, DD Form 365-4 (Emergency Equipment)				
LPU-6/P life preservers (infant cot)	7	28	280	.8
A/C life preservers	110	165	dist (744)	12.3
Protective Clothing Kit (PCK)	1	36	280	1.0
Emergency Passenger Oxygen System (EPOS)	102	204	dist (744)	15.2
Protective Breathing Equipment (PBE)	6	30	dist (744)	2.2
Parachute	5	140	280	3.9
ML4-Kit (Single Person Life Raft)	5	100	280	2.8
Aircrew Body Armor	5	43	280	1.2
Survival Vest	5	58	280	1.6
	TOTAL	804		41.0
Reference 7, DD Form 365-4 (Extra Equipment)				
Publications Box	1	15	300	0.5
Aircraft Armor	1	1125	217	24.4
Flares/Flare Cans	6	255	dist (744)	19.0
Flare Hazard Placards	4	20	400	0.8
	TOTAL	1415		44.7

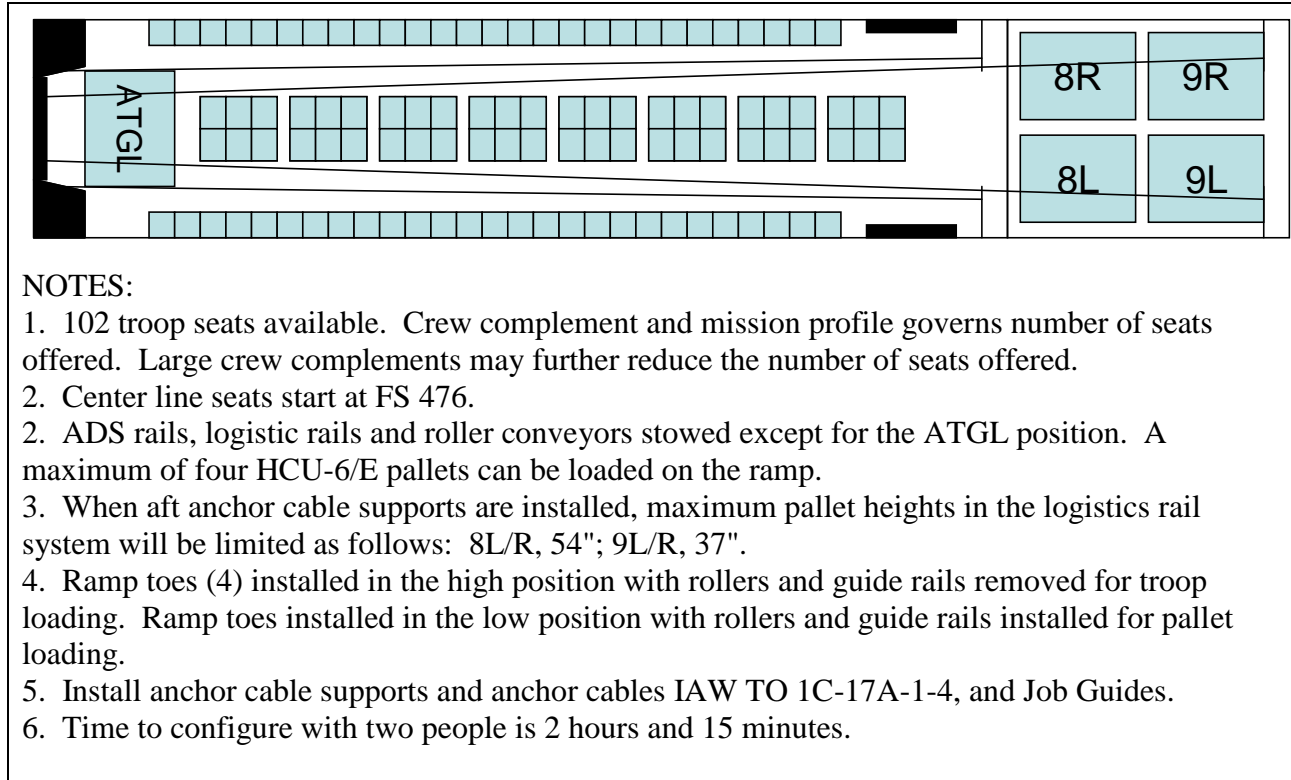
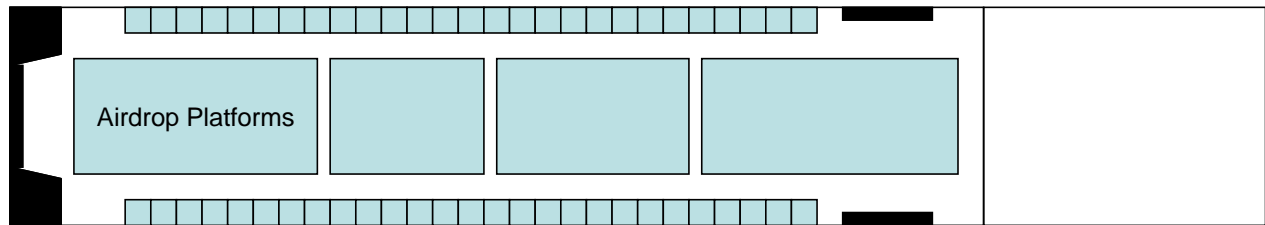


Figure 3.14. ADC-1 Configuration.

	Quantity	Weight	Station	Moment
Reference 5, DD Form 365-4 (Steward's Equipment)				
Water container (5 Gallon)	3	120	358	4.3
Std 2 gal liquid containers	1	25	260	.7
Hot cup	1	3	260	.1
Kit, passenger service	1	10	280	.3
Blankets, large	6	21	280	.6
Pillows, large w/case	6	12	280	.3
Blankets, small	54	54	dist (744)	4.0
Pillows, small w/case	54	27	dist (744)	2.0
Expendable supplies		10	260	.3
	TOTAL	282		12.6
Reference 6, DD Form 365-4 (Emergency Equipment)				
LPU-6/P life preservers (infant cot)	7	28	280	.8
A/C life preservers	110	165	dist (744)	12.3
Protective Clothing Kit (PCK)	1	36	280	1.0
Emergency Passenger Oxygen System (EPOS)	102	204	dist (744)	15.2
Protective Breathing Equipment (PBE)	6	30	dist (744)	2.2
Parachute	5	140	280	3.9
ML4-Kit (Single Person Life Raft)	5	100	280	2.8

Aircrew Body Armor	5	43	280	1.2
Survival Vest	5	58	280	1.6
	TOTAL	804		41.0
Reference 7, DD Form 365-4 (Extra Equipment)				
Publications Box	1	15	300	0.5
Aircraft Armor	1	1125	217	24.4
Flares/Flare Cans	6	255	dist (744)	19.0
Flare Hazard Placards	4	20	400	0.8
	TOTAL	1415		44.7



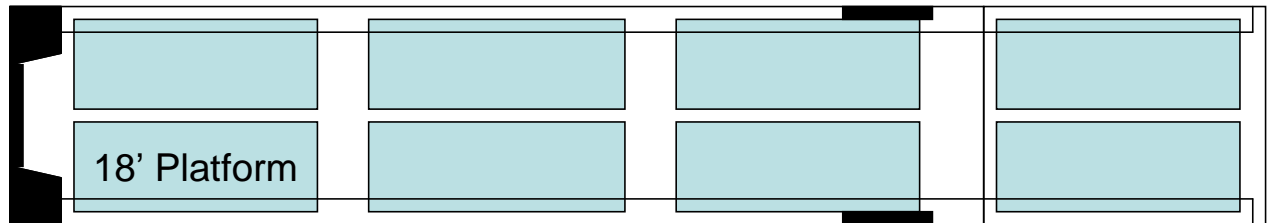
NOTES:

1. ADS rails and roller conveyors between ADS rails raised. Omni rollers are not permitted for airdrop use. Logistic rails and other roller conveyors are stowed. Install left ADS rail bridge and ramp edge cover.
2. Up to 64 feet of Type V airdrop platforms or 60 feet of Airdrop Controlled Exit System (ACES) platforms may be loaded. Platform length may vary from 8 to 32 foot.
3. 54 troop seats available. Crew complement and mission profile governs number of seats offered. Large crew complements may further reduce the number of seats offered.
4. If airdropping personnel on the same sortie ensure anchor cables comply with limitations IAW AFI 11-2C-17V3 and install anchor cable supports and anchor cables IAW TO 1C-17A-1-4, and Job Guides.
5. Ramp Toes (4) will be removed and stowed on cargo door.
6. Time to configure with two people is 15 minutes

Figure 3.15. ADC-2 Configuration.

	Quantity	Weight	Station	Moment
Reference 5, DD Form 365-4 (Steward's Equipment)				
Water container (5 Gallon)	3	120	358	4.3
Std 2 gal liquid containers	1	25	260	.7
Hot cup	1	3	260	.1
Kit, passenger service	1	10	280	.3
Blankets, large	6	21	280	.6
Pillows, large w/case	6	12	280	.3
Blankets, small	54	54	dist (744)	4.0
Pillows, small w/case	54	27	dist (744)	2.0

Expendable supplies		10	260	.3
	TOTAL	282		12.6
Reference 6, DD Form 365-4 (Emergency Equipment)				
LPU-6/P life preservers (infant cot)	7	28	280	.8
A/C life preservers	110	165	dist (744)	12.3
Protective Clothing Kit (PCK)	1	36	280	1.0
Emergency Passenger Oxygen System (EPOS)	102	204	dist (744)	15.2
Protective Breathing Equipment (PBE)	6	30	dist (744)	2.2
Parachute	5	140	280	3.9
ML4-Kit (Single Person Life Raft)	5	100	280	2.8
Aircrew Body Armor	5	43	280	1.2
Survival Vest	5	58	280	1.6
	TOTAL	804		41.0
Reference 7, DD Form 365-4 (Extra Equipment)				
Publications Box	1	15	300	0.5
Aircraft Armor	1	1125	217	24.4
Flares/Flare Cans	6	255	dist (744)	19.0
Flare Hazard Placards	4	20	400	0.8
	TOTAL	1415		44.7



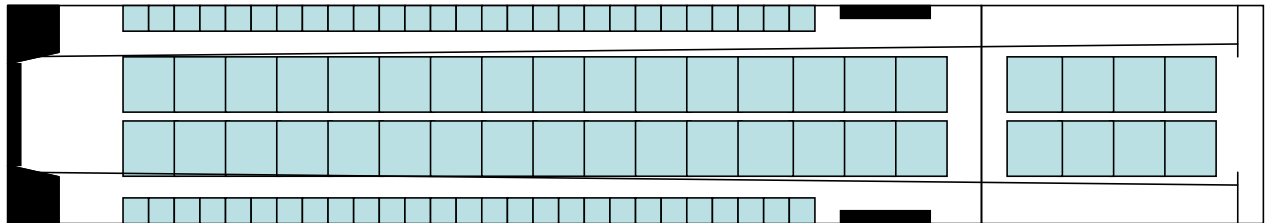
NOTES:

1. Logistic rails and the roller conveyors between rails raised. Omni-directional roller conveyors will be positioned at X = +/- 41 beginning at FS 352 through FS 992. ADS rails will be stowed.
2. A maximum of (8) 18 foot platforms, (12) 8 foot platforms, or 12 HCU/6E pallets may be loaded.
3. Install anchor cable supports and anchor cables IAW TO 1C-17A-1-4, and Job Guides.
4. Ramp toes (4) will be installed in the low position with rollers and guide rails installed. Stow ramp toes (4) for flight.
5. Time to configure with two people is 45 minutes.

Figure 3.16. CDS-1 Configuration.

	Quantity	Weight	Station	Moment
Reference 5, DD Form 365-4 (Steward's Equipment)				
Water container (5 Gallon)	3	120	358	4.3

Std 2 gal liquid containers	1	25	260	.7
Hot cup	1	3	260	.1
Kit, passenger service	1	10	280	.3
Blankets, large	6	21	280	.6
Pillows, large w/case	6	12	280	.3
Blankets, small	54	54	dist (744)	4.0
Pillows, small w/case	54	27	dist (744)	2.0
Expendable supplies		10	260	.3
	TOTAL	282		12.6
Reference 6, DD Form 365-4 (Emergency Equipment)				
LPU-6/P life preservers (infant cot)	7	28	280	.8
A/C life preservers	110	165	dist (744)	12.3
Protective Clothing Kit (PCK)	1	36	280	1.0
Emergency Passenger Oxygen System (EPOS)	102	204	dist (744)	15.2
Protective Breathing Equipment (PBE)	6	30	dist (744)	2.2
Parachute	5	140	280	3.9
ML4-Kit (Single Person Life Raft)	5	100	280	2.8
Aircrew Body Armor	5	43	280	1.2
Survival Vest	5	58	280	1.6
	TOTAL	804		41.0
Reference 7, DD Form 365-4 (Extra Equipment)				
Publications Box	1	15	300	0.5
Aircraft Armor	1	1125	217	24.4
Flares/Flare Cans	6	255	dist (744)	19.0
Flare Hazard Placards	4	20	400	0.8
	TOTAL	1415		44.7



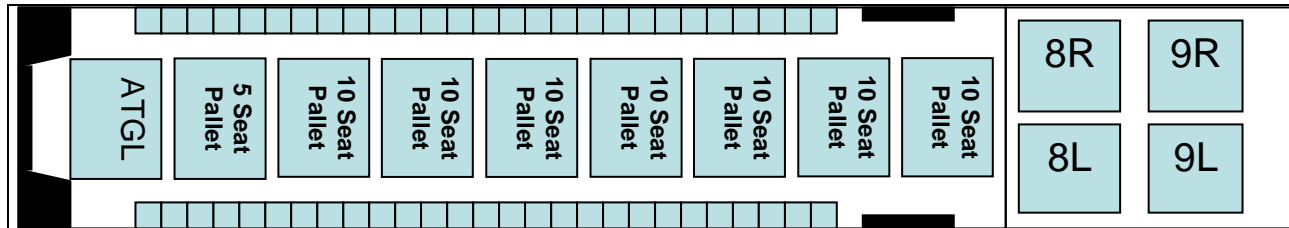
NOTES:

1. Maximum of 40 A-22 containers (32 containers on the cargo floor and 8 containers on the cargo ramp). ECVR will be installed for containers aft of FS 1100.
2. Position BSA at FS 365. Adjust aft as necessary to accommodate fewer containers.
3. ADS rails, center logistic rails and roller conveyors between these rails raised. Outboard logistic rails and other roller conveyors stowed. Omni rollers are not permitted for airdrop use.
4. 54 troop seats available. Crew complement and mission profile governs number of seats offered. Large crew complements may further reduce the number of seats offered.
5. Inboard ramp toes will be installed in the low position with rollers and guide rails installed.

- Outboard toes may be stowed on cargo door. Stow ramp toes (4) for flight.
6. Install anchor cable support and anchor cables IAW TO 1C-17A-1-4, and Job Guides.
 7. Time to configure with two people is 40 minutes.

Figure 3.17. DV-1 Configuration.

	Quantity	Weight	Station	Moment
Reference 5, DD Form 365-4 (Steward's Equipment)				
Water container (5 Gallon)	3	120	358	4.3
Std 2 gal liquid containers	1	25	260	.7
Hot cup	1	3	260	.1
Kit, passenger service	1	10	280	.3
Blankets, large	6	21	280	.6
Pillows, large w/case	6	12	280	.3
Blankets, small	54	54	dist (744)	4.0
Pillows, small w/case	54	27	dist (744)	2.0
Expendable supplies		10	260	.3
ATGL	1	3620	401	142.5
	TOTAL	3902		155.1
Reference 6, DD Form 365-4 (Emergency Equipment)				
LPU-6/P life preservers (infant cot)	7	28	280	.8
A/C life preservers	110	165	dist (744)	12.3
Protective Clothing Kit (PCK)	1	36	280	1.0
Emergency Passenger Oxygen System (EPOS)	102	204	dist (744)	15.2
Protective Breathing Equipment (PBE)	6	30	dist (744)	2.2
Parachute	5	140	280	3.9
ML4-Kit (Single Person Life Raft)	5	100	280	2.8
Aircrew Body Armor	5	43	280	1.2
Survival Vest	5	58	280	1.6
	TOTAL	804		41.0
Reference 7, DD Form 365-4 (Extra Equipment)				
Publications Box	1	15	300	0.5
Aircraft Armor	1	1125	217	24.4
Flares/Flare Cans	6	255	dist (744)	19.0
Flare Hazard Placards	4	20	400	0.8
	TOTAL	1415		44.7



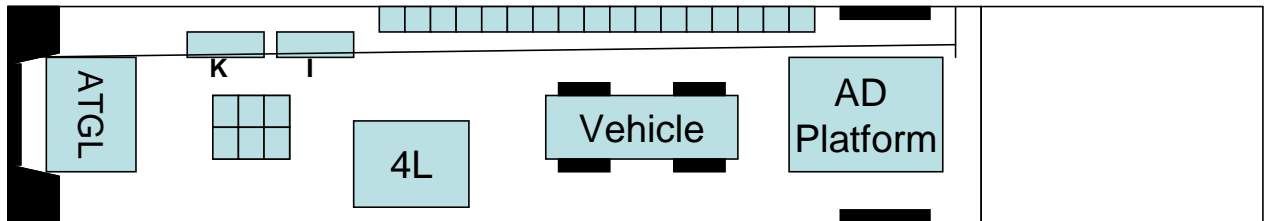
NOTES:

1. 129 seats available, 128 offered. Large crew complements may further reduce the number of seats offered. Without ATGL the 5 seat pallet may be replaced with a 10 seat pallet and one additional seat pallets may be installed for a total of 144 seats available, 143 offered.
2. Seats are numbered (front to rear) for identification and are referred to as side seat one left/right or center seat one left/right. Palletized seats are numbered (front to rear by row and left to right by seat) for identification.
3. Aft most seats may not be available if cargo is carried on the ramp. Maintain 30 inch spacing between netted palletized cargo and nearest occupied seat or install a forward barrier(s) IAW TO 1C-17A-9.
4. ADS rails and roller conveyors between the ADS rails raised on the main cargo floor. Cargo ramp logistic rails and roller conveyors raised. A maximum of four HCU-6/E pallets can be loaded on the cargo ramp.
5. Ramp toes (4) installed in the low position with rollers and guide rails installed.
6. EPOS will be used as the primary source of supplemental oxygen for seat pallets. Equal Time Point (ETP) requirements will be considered.
7. Seat pallets can be configured in 5/10/15 seat configurations. See **Table 3.1.** for seat pallet weights.
8. Maximum personnel for prolonged over-water flights will be limited to 138 (including crew) based on life raft capacities. Over water flights with more than 138 personnel (including crew) requires MAJCOM/A3 waiver.
9. Time to configure with two people is one hour.

Figure 3.18. SD-1 Configuration.

	Quantity	Weight	Station	Moment
Reference 5, DD Form 365-4 (Steward's Equipment)				
Water container (5 Gallon)	3	120	358	4.3
Std 2 gal liquid containers	1	25	260	.7
Hot cup	1	3	260	.1
Kit, passenger service	1	10	280	.3
Blankets, large	6	21	280	.6
Pillows, large w/case	6	12	280	.3
Blankets, small	54	54	dist (744)	4.0
Pillows, small w/case	54	27	dist (744)	2.0
Expendable supplies		10	260	.3
ATGL	1	3620	401	142.5

	TOTAL	3902		155.1
Reference 6, DD Form 365-4 (Emergency Equipment)				
LPU-6/P life preservers (infant cot)	7	28	280	.8
A/C life preservers	110	165	dist (744)	12.3
Protective Clothing Kit (PCK)	1	36	280	1.0
Emergency Passenger Oxygen System (EPOS)	102	204	dist (744)	15.2
Protective Breathing Equipment (PBE)	6	30	dist (744)	2.2
Parachute	5	140	280	3.9
ML4-Kit (Single Person Life Raft)	5	100	280	2.8
Aircrew Body Armor	5	43	280	1.2
Survival Vest	5	58	280	1.6
	TOTAL	804		41.0
Reference 7, DD Form 365-4 (Extra Equipment)				
Publications Box	1	15	300	0.5
Aircraft Armor	1	1125	217	24.4
Flares/Flare Cans	6	255	dist (744)	19.0
Flare Hazard Placards	4	20	400	0.8
	TOTAL	1415		44.7



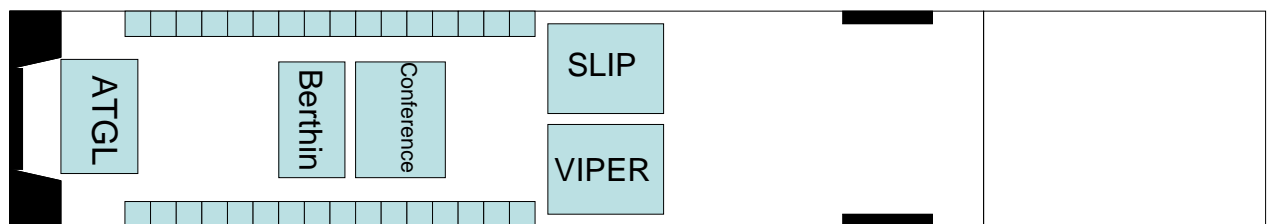
NOTES:

1. This configuration is for static display only.
2. Litter tiers K and I will be set up.
3. The right side will be configured for paratroop drop. Install anchor cable support, anchor cable, and static line retriever IAW TO 1C-17A-1-4, and Job Guides.
4. Right sidewall seats 11-27 down.
5. Centerline seats 4 through 6 left and right installed.
6. HCU-6/E pallet with cargo in pallet position 4L.
7. Restrain wheeled vehicle at FS 900.
8. Load rigged airdrop platform at FS 1080.
9. Right side seats aft of litters will be down.
10. Ramp toes will be installed in the high position with the rollers and guide rails stowed.
11. Time to configure with two people is 1 hour and 30 minutes.

Figure 3.19. SLC-1 Configuration.

	Quantity	Weight	Station	Moment
--	----------	--------	---------	--------

Reference 5, DD Form 365-4 (Steward's Equipment)				
Water container (5 Gallon)	3	120	358	4.3
Std 2 gal liquid containers	1	25	260	.7
Hot cup	1	3	260	.1
Kit, passenger service	1	10	280	.3
Blankets, large	6	21	280	.6
Pillows, large w/case	6	12	280	.3
Blankets, small	54	54	dist (744)	4.0
Pillows, small w/case	54	27	dist (744)	2.0
Expendable supplies		10	260	.3
ATGL	1	3620	401	142.5
	TOTAL	3902		155.1
Reference 6, DD Form 365-4 (Emergency Equipment)				
LPU-6/P life preservers (infant cot)	7	28	280	.8
A/C life preservers	110	165	dist (744)	12.3
Protective Clothing Kit (PCK)	1	36	280	1.0
Emergency Passenger Oxygen System (EPOS)	102	204	dist (744)	15.2
Protective Breathing Equipment (PBE)	6	30	dist (744)	2.2
Parachute	5	140	280	3.9
ML4-Kit (Single Person Life Raft)	5	100	280	2.8
Aircrew Body Armor	5	43	280	1.2
Survival Vest	5	58	280	1.6
	TOTAL	804		41.0
Reference 7, DD Form 365-4 (Extra Equipment)				
Publications Box	1	15	300	0.5
Aircraft Armor	1	1125	217	24.4
Flares/Flare Cans	6	255	dist (744)	19.0
Flare Hazard Placards	4	20	400	0.8
	TOTAL	1415		44.7

**NOTES:**

1. Configure the aircraft in the C-1 configuration
2. Load the Berthing Module with the ECU facing aft until the forward end is at FS 515
3. Lock in place with ADS locks 5 and 6

4. Load the Conference Module with the ECU facing forward until the CG is at FS 665
5. Lock the Conference Module with ADS locks 7-10
6. Reconfigure ADS rollers directly aft of conference module. Stow ADS rollers directly aft of conference module.
7. Unlock ADS locks 7-10
8. Position Conference Module CG at FS 685
9. Lock ADS Locks 9 and 10
10. Unlock ADS Locks 5 and 6
11. Move Berthing Module CG to FS 580
12. Lock ADS Locks 5-8

Chapter 4

REFERENCE DATA

4.1. Scope. This chapter contains reference data to assist personnel in load planning.

4.2. Airdrop. Several factors must be considered during planning of cargo airdrop operations.

4.2.1. No overhang of load permitted on platform unless specified in the rigging TO/FM.

4.2.2. Weight and balance will be considered at all times. When multiple passes of airdrop loads are planned, calculations will be made, prior to takeoff, to determine the aircraft CG after each load has exited. This is accomplished to assure CG flight limits are not exceeded. This calculation is required only for those loads remaining on the aircraft following each pass. For sequential airdrop, calculations will be made to assure CG limits are not exceeded in the event of a malfunction resulting in platforms remaining on the aircraft.

4.3. Personnel limitations. The Personnel Limitations Chart (**Table 4.3**) reflects the number of personnel (crews and passengers/troops) that the crew lavatory and aircraft urinals can accommodate. **Table 4.3** will be considered when determining number of passengers/troops that can be airlifted without an ATGL.

4.4. Miscellaneous Data. The following tables and figures are provided to aid in configuration planning, weight and balance:

4.4.1. **Table 4.1** Standard Weights.

4.4.2. **Table 4.2** Crew Weights.

4.4.3. **Table 4.3** Personnel Limitation.

Table 4.1. Standard Weights.

Standard Weight--Crew/Passengers/Patient, and Troops.	Weight (lbs)
Passenger (without bags)	175
Passenger Baggage	70
Litter (includes weight of patient)	195
Ambulatory (without bags)	175
Ground Troop (with web gear and weapon)	210
Ground Troop (with web gear, weapon, and ruck sack) Training	250
Ground Troop (with web gear, weapon, and ruck sack) Combat	300
Ground Troop (with web gear, weapon, ruck sack, and duffel bag) Training	350
Ground Troop (with web gear, weapon, ruck sack, and duffel bag) Combat	400
Parachutist (with web gear, weapon, and ruck sack) Training	300
Parachutist (with web gear, weapon, and ruck sack) Combat	350
Parachutist (without weapon or equipment) Hollywood	220
Ruck sack (Training)	40
Ruck sack (Combat)	80
NOTE: Standard weights for passengers/troops are for planning purposes only.	

Standard Weights--Equipment	Weight (lbs)
ATGL (unserviced)	3200
Litter	14
Net set (PALLET HCU-6/E)	65
Net side 463L (HCU-7/E)	22
Net top 463L (HCU-15/C)	21
Oxygen bottle, portable	6
Oxygen mask, 358-1506V and Anti-smoke goggles	3
Pallet HCU-6/E	290
Pallet w/nets (HCU-6/E; HCU-7/E; HCU-15/C)	355
Winch, Cargo	342

Table 4.2. Crew Weights.

Crew Distribution (200 Lbs Each)			Crew Baggage (50 Lbs Each)			
No and Flt Sta	WT	MOM	No	WT	FS 280 MOM	FS 365 MOM
2/175 (P/CP)	400	7.0	3	150	4.2	5.5
1/225 (ACM)	200	4.5	4	200	5.6	7.3
2/225 (ACM)	400	9.0	5	250	7.0	9.1
1/270 (CR)	200	5.4	6	300	8.4	11.0
2/270 (CR)	400	10.8	7	350	9.8	12.8
1/305 (LM)	200	6.1				

Table 4.3. Personnel Limitations (See Notes).

Total Personnel	Lavatory	Urinal # 1	Urinal # 2	Total Hours
190	4.6	0.9	0.9	6.4
180	4.7	1.0	1.0	6.7
170	4.9	1.1	1.1	7.1
160	5.2	1.2	1.2	7.6
150	5.5	1.3	1.3	8.1
140	5.9	1.4	1.4	8.7
130	6.3	1.5	1.5	9.3
120	6.8	1.7	1.7	10.2
110	7.5	1.8	1.8	11.1
100	8.2	2	2	12.2
90	9.1	2.2	2.2	13.5
80	10.3	2.5	2.5	15.3
70	11.7	2.9	2.9	17.5
60	13.7	3.3	3.3	20.3
50	16.4	4	4	24.4

NOTES:

1. Service aircraft lavatory and urinals at the station requiring airlift of maximum personnel.
2. Crew members must be subtracted from the figures given to arrive at maximum troop load.
3. Do not consider children up to 7-years old when computing maximum load figures.
4. If the toilet leaks, maintenance facilities will be notified to repair the toilet before passengers are airlifted. If maintenance is not available or toilet leak cannot be repaired, passengers will not be airlifted. **Exception:** At the discretion of the aircraft commander, passengers may be carried on flights of one hour or less provided the lavatory can be repaired at the next station.

Chapter 5

AIRCREW FLIGHT EQUIPMENT CONFIGURATION REQUIREMENTS

5.1. Aircraft-Installed AFE Procedures. Handle AFE with care to avoid damage. Prepositioning equipment in accordance with this publication allows flexibility while the aircraft is away from home-station and standardizes AFE configurations Air Force-wide. For AETC flying units where AMC is the lead command, units are authorized to load aircraft with only the mission required AFE. AETC Operations Group Commanders (or equivalent) will ensure an Operational Risk Management assessment (ORM) is accomplished regarding utilization of AFE to safely support mission requirements. In the event installed AFE inspection comes due while aircraft is on alert status of away from home station, follow guidance provided in TO 00-20-1, *Aerospace Equipment Maintenance Inspection, Documentation, Policies, and Procedures*.

5.2. Aircraft Configuration. Configure aircraft IAW TO 1C-17A-1, *Flight Manual, USAF Series, C-17A Aircraft* and TO 1C-17A-5-2. Store AFE equipment not utilized in the survival equipment locker or as depicted in TO 1C-17A-5-2. Suspend parachutes from bar with attached survival kits. Items designated in Table 2.1, Table, 2.2 and AFE are the only authorized equipment to be stored in the survival equipment locker. Store restraint harnesses in the right side drawer under the forward loadmaster station. Crewmembers must return all AFE to the proper storage locations after each mission. Aircraft Commanders may request additional equipment be positioned aboard aircraft to accommodate aircrew and passenger increases, as required.

Table 5.1. Aircrew Flight Equipment Life Sustaining Items (See Notes).

Item #	Equipment	Mission	PDM	Perm Trans (Note 6)
1	Mask, 358-series, w/goggles	15	3	15
2	Restraint Harness, PCU-17/P	2	2	2
3	Protective Breathing Equipment (PBE)	6	3	6
4	Life Raft Assembly, 46-Person	3	3	3
5	Emergency Passenger Oxygen System (EPOS) (Note 1)	102	0	102
6	Life Preserver, LPU-6/P (Infant Cot)	7	0	7
7	Life Preserver, LPU-10/P (Note 2 & 3)	5	0	5
8	Life Preserver, Adult/Child (A/C) (Note 3)	110	0	110
9	Passenger Demo Kit	1	0	1
10	Parachute, BA-22 (Note 6)	5	0	5
11	Survival Kit, ML-4 (Note 7)	5	0	5
12	Protective Clothing Kit	1	0	1

13	Survival Vest (Note 4)	5	0	5
14	Aircrew Body Armor (ABA) (Note 4)	5	0	5

NOTES:

1. The preferred passenger oxygen, smoke, and fume protection. As a minimum, each aircraft will have one per passenger. Provide additional items for configurations in excess of 102 seats.
2. Designed to integrate with AFE used by aircrew personnel. A/C life vests are not compatible and shall not be used with parachutes, survival vest, ABA, and Aircrew Eye Respiratory Protection system (AERP). Quantity will match number of crewmembers aboard aircraft.
3. Aircraft flying over water for local training or to Programmed Depot Maintenance (PDM) will load LPU-10/Ps to support actual number of crewmembers, as required. If no incompatible equipment (Parachutes, Survival vests, etc.) is required on the aircraft; A/C life vests may be substituted for LPU-10Ps.
4. Survival vests provide crewmembers the necessary survival items while waiting for rescue or return to duty. ABA provides crewmembers basic personal protection. Quantities will match number of crewmembers aboard aircraft.
5. When transferring aircraft; position AFE IAW permanent transfer configuration. Losing unit will contact the gaining organization's AFE section and initiate transfer of required aircraft-installed AFE and inspection records. The gaining organization will conduct an acceptance inspection and forward a copy of discrepancies, to include any equipment shortages, to their respective MAJCOM IAW TO 00-20-1. Without documented coordination and approval, do not transfer aircraft with less than the required equipment. The losing organization must make up any shortages from on-hand assets to ensure transferring aircraft has required equipment.
6. See paragraph 4.7. for parachute requirements. BA22 parachutes listed in this table are for aircrew personnel. Aircraft Commanders will coordinate with AFE section for additional BA22 parachutes.
7. One Survival Kit, ML-4, will be provided for each parachute positioned on the aircraft.

5.3. Adopted Forms.

AF Form 847, *Recommendation for Change of Publication*

DD Form 365-4, *Weight and Balance Clearance Form F*

AFTO Form 781-A, *Maintenance Discrepancy and Work Document*.

PHILIP M. BREEDLOVE, Lt Gen, USAF
DCS, Operations, Plans and Requirements

Attachment 1**GLOSSARY OF REFERENCES AND SUPPORTING INFORMATION*****References***

AFI 11-2C-17 Volume 3, *C-17 Operations Procedures*, 15 Dec 2005

AFI 11-301, Vol 2, *Maintenance and Configuration Requirements for Mobility Air Forces (MAF) Aircrew and Aircraft-Installed Aircrew Life Support Equipment (ALSE)*, 1 May 2006

AFMAN 33-363, *Management of Records*, 1 March 2008

AFPD 11-2, *Aircraft Rules and Procedures*, 14 January 2005

TO 00-20-1, *Aerospace Equipment Maintenance Inspection, Documentation, Policies, and Procedures*, 30 April 2003

TO 1C-17A-1, *Flight Manual, USAF Series, C-17A Aircraft*, 15 October 2008

TO 1C-17A-1-4, *Airdrop Crew Manual, USAF Series, C-17 Aircraft*, 15 October 2008

TO 1C-17A-2-10JG-70-1, *Ground Handling Mission Reconfiguration – Cargo Compartment*, 1 December 2006

TO 1C-17A-5-2, *Loading Data, USAF Series, C-17A Aircraft*, 15 July 2008

TO 1C-17A-9, *Loading Manual, USAF Series, C-17 Aircraft*, 1 July 2002

Abbreviations and Acronyms

A/C— Adult/Child

ABA— Aircrew Body Armor

ADS— Aerial Delivery System

AE— Aeromedical Evacuation

AECM— Aeromedical Evacuation Crew Member

AERP— Aircrew Eye Respiratory Protection

AETC— Air Education Training Command

AFE— Aircrew Flight Equipment

AFI— Air Force Instruction

AFMAN— Air Force Manual

AFPD— Air Force Policy Directive

AFRC— Air Force Reserve Command

ALSE— Aircrew Life Support Equipment

AMC— Air Mobility Command

AMD— Air Mobility Division

ANG— Air National Guard

ATGL— Air Transportable Galley Latrine
BSA— Buffer Stop Assembly
CCATT— Critical Care Air Transport Team
CDS— Container Delivery System
CG— Center of Gravity
ECVR— Enhanced Center Vertical Restraint
EPOS— Emergency Passenger Oxygen System
ETP— Equal Time Point
FM— Field Manual
FS— Fuselage Station
HUD— Heads Up Display
IAW— In Accordance With
JCS— Joint Chiefs of Staff
MAF— Mobility Air Forces
MAJCOM— Major Command
MOM— Moment
OPORD— Operation Order
OPR— Office of Primary Responsibility
PBE— Protective Breathing Equipment
PCK— Protective Clothing Kit
PDM— Programmed Depot Maintenance
Stan/Eval— Standardization and Evaluation
TACC— Tanker Airlift Control Center
TO— Technical Order
TR— Trust Reverser
USAF— United States Air Force
WT— Weight